

BANK OF CHINA TURKEY A.Ş.

**INDEPENDENT AUDITOR’S LIMITED REVIEW REPORT
UNCONSOLIDATED INTERIM FINANCIAL STATEMENTS AND
RELATED DISCLOSURES FOR THE THREE MONTHS
PERIOD ENDED MARCH 31, 2021
(Convenience translation of publicly announced unconsolidated
financial statements, related disclosures and auditor’s report
originally issued in Turkish)**



AUDITOR'S REVIEW REPORT ON INTERIM FINANCIAL INFORMATION

(Convenience translation of the independent auditor's review report originally issued in Turkish, See Note I of Section Three)

To the General Assembly of Bank of China Turkey A.Ş.;

Introduction

We have reviewed the unconsolidated balance sheet of Bank of China Turkey A.Ş. ("the Bank") at March 31, 2021 and the related unconsolidated statement of profit or loss, unconsolidated statement of profit or loss and other comprehensive income, unconsolidated statement of changes in shareholders' equity, unconsolidated statement of cash flows and a summary of significant accounting policies and other explanatory notes to the unconsolidated financial statements for the three-month-period then ended. The Bank Management is responsible for the preparation and fair presentation of interim financial information in accordance with the Banking Regulation and Supervision Agency ("BRSA") Accounting and Reporting Legislation which includes "Regulation on Accounting Applications for Banks and Safeguarding of Documents" published in the Official Gazette no.26333 dated 1 November 2006, and other regulations on accounting records of Banks published by Banking Regulation and Supervision Agency and circulars and interpretations published by BRSA and Turkish Accounting Standard 34 "Interim Financial Reporting" for those matters not regulated by the aforementioned regulations. Our responsibility is to express a conclusion on these interim financial information based on our review.

Scope of Review

We conducted our review in accordance with the Standard on Review Engagements (SRE) 2410, "Limited Review of Interim Financial Information Performed by the Independent Auditor of the Entity". A review of interim financial information consists of making inquiries, primarily of persons responsible for financial reporting process, and applying analytical and other review procedures. A review of interim financial information is substantially less in scope than an independent audit performed in accordance with the Independent Auditing Standards and the objective of which is to express an opinion on the financial statements. Consequently, a review of the interim financial information does not provide assurance that the audit firm will be aware of all significant matters which would have been identified in an audit. Accordingly, we do not express an opinion.



Conclusion

Based on our review nothing has come to our attention that causes us to believe that the accompanying unconsolidated financial information does not present fairly in all material respects the financial position of Bank of China Turkey A.Ş. at March 31, 2021 and the results of its operations and its cash flows for the three-month-period then ended in accordance with the BRSA Accounting and Financial Reporting Legislation.

Other Matter

The unconsolidated financial statements of the Bank as at 31 December 2020 and 31 March 2020 were audited and reviewed by another auditor which expressed an unqualified opinion and an unqualified conclusion in their reports issued on 26 February 2021 and 8 May 2020.

Report on other regulatory requirements arising from legislation

Based on our review, nothing has come to our attention that causes us to believe that the financial information provided in the accompanying interim activity report in Section Eight, is not consistent with the reviewed unconsolidated financial statements and disclosures in all material respects.

Additional Paragraph for Convenience Translation:

The effects of differences between accounting principles and standards explained in detail in Section Three and accounting principles generally accepted in countries in which the accompanying unconsolidated financial statements are to be distributed and International Financial Reporting Standards ("IFRS") have not been quantified in the accompanying unconsolidated financial statements. Accordingly, the accompanying unconsolidated financial statements are not intended to present the financial position, results of operations and changes in financial position and cash flows in accordance with the accounting principles generally accepted in such countries and IFRS.

PwC Bağımsız Denetim ve
Serbest Muhasebeci Mali Müşavirlik A.Ş.

Didem Demer Kaya, SMMM
Partner

Istanbul, 7 May 2021

(CONVENIENCE TRANSLATION OF FINANCIAL STATEMENTS ORIGINALLY ISSUED IN TURKISH
SEE NOTE I. OF SECTION THREE)


THE UNCONSOLIDATED INTERIM FINANCIAL REPORT OF
BANK OF CHINA TURKEY A.Ş. AS AT AND FOR THE THREE MONTH PERIOD ENDED MARCH 31, 2021

Address : Esentepe Mahallesi. Büyükdere Caddesi, Tekfen Tower No:209 Şişli-İstanbul
Telephone : (0 212) 260 88 88
Fax : (0 212) 279 88 66
Web site : www.bankofchina.com.tr
E-mail : contact@bankofchina.com.tr

The unconsolidated interim financial report as at and for the three-month period ended prepared in accordance with the communiqué of "Financial Statements and Related Disclosures and Footnotes to be announced to Public by Banks" as regulated by Banking Regulation and Supervision Agency, comprises the following sections;

- GENERAL INFORMATION ABOUT THE BANK
- UNCONSOLIDATED INTERIM FINANCIAL STATEMENTS OF THE BANK
- EXPLANATIONS ON ACCOUNTING POLICIES APPLIED IN THE RELATED PERIOD
- INFORMATION RELATED TO FINANCIAL POSITION AND RISK MANAGEMENT OF THE BANK
- EXPLANATIONS AND NOTES RELATED TO UNCONSOLIDATED FINANCIAL STATEMENTS
- OTHER EXPLANATIONS
- INTERIM REVIEW REPORT
- INTERIM ACTIVITY REPORT

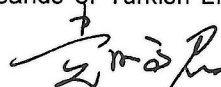
The unconsolidated financial statements for the three-month period ended and related disclosures and footnotes in this report are prepared in accordance with the Regulation on the Procedures and Principles for Accounting Practices and Retention of Documents by Banks, Banking Regulation and Supervision Agency (BRSA) regulations, Turkish Accounting Standards, Turkish Financial Reporting Standards and the related statements and guidance and in compliance with the financial records of our Bank. Unless otherwise stated, the accompanying unconsolidated financial report is presented in thousands of Turkish Lira (TL) and has been subject to limited review and presented as the attached.


Bin CHEN

Bin CHEN
Chairman of the
Board of Directors



Ruojie LI
Member of the
Board of Directors
and
General Manager



Pengjun DANG
Deputy Chairman of the
Board of Directors and
Chairman of the Audit
Committee



Özgür DALGIÇ
Member of the
Board of Directors and
Member of the Audit
Committee



Dalei DING
Assistant General
Manager



Fang LONG
Head of Financial and
Operational Control
Department



Elif GÜMRAH
Financial Reporting and
Budgeting Manager

BANK OF CHINA TURKEY A.Ş.

TABLE OF CONTENTS

SECTION ONE

General Information

I.	History of the Bank Including Its Incorporation Date, Initial Status and Amendments to the Initial Status	1
II.	Capital structure, shareholders controlling the management and supervision of the Bank directly or indirectly, and if exists, changes on these issues and the Group that the Bank belongs to	1
III.	Information on the Board of Directors, Members of the Audit Committee, president and executive vice presidents, changes in these matters (if any) and shares of the Bank they possess	1-2
IV.	Information on the Banks' Qualified Shareholders	2
V.	Summary Information on the Bank's Functions and Business Lines	2
VI.	Differences between the communicate on preparation of consolidated financial statements of banks and Turkish accounting standards and short explanation about the entities subject to full consolidation or proportional consolidation and entities which are deducted from equity or entities which are not included in these three methods	2
VII.	Existing or potential, actual or legal obstacles to immediate transfer of capital between Bank and its subsidiaries and repayment of debts	2

SECTION TWO

Unconsolidated Financial Statements

I.	Balance Sheet (Statement of Financial Position)	3-4
II.	Statement of Off-Balance Sheet Commitments	5
III.	Statement of Profit or Loss	6
IV.	Statement of Profit or Loss and Other Comprehensive Income	7
V.	Statement of Changes in Shareholders' Equity	8
VI.	Statement of Cash Flows	9

SECTION THREE

Accounting Policies

I.	Basis of Presentation	10-11
II.	Explanations on the Usage Strategy of Financial Instruments and On Foreign Currency Transactions	11
III.	Explanations on Forward Transactions, Options and Derivative Instruments	11
IV.	Information on Interest Income and Expenses	12
V.	Explanations on Fee and Commission Income and Expenses	12
VI.	Explanations on Financial Assets	12
VII.	Information on Impairment of Financial Assets	13
VIII.	Disclosures About Netting and Derecognition of Financial Instruments	14
IX.	Information on Sales and Repurchase Agreements and Lending of Securities	14
X.	Explanations on Assets Held for Sale and Discontinued Operations and the Related Liabilities	14
XI.	Explanations on Goodwill and Other Intangible Assets	15
XII.	Explanations on Tangible Assets	15
XIII.	Explanations on Leasing Transactions	16
XIV.	Explanations on Provisions and Contingent Liabilities	16
XV.	Explanations on Liabilities Related to Employee Rights	17
XVI.	Explanations on Taxation	17-19
XVII.	Additional Explanations on Borrowings	19
XVIII.	Explanations on Share Certificates Issued	19
XIX.	Explanations on Bank Acceptances and Bills of Guarantee	19
XX.	Explanations on Government Incentives	19
XXI.	Explanations on Profit Reserves and Profit Distribution	19
XXII.	Explanations on Earnings Per Share	20
XXIII.	Explanations on Related Parties	20
XXIV.	Explanations on Cash and Cash Equivalents	20
XXV.	Explanations on Segment Reporting	20
XXVI.	Reclassifications	21
XXVII.	Explanations on Other Matters	21

SECTION FOUR

Information on Financial Structure and Risk Management

I.	Explanations on the Components of Shareholders' Equity	22-26
II.	Explanations on Currency Risk	26-28
III.	Explanations on Interest Rate Risk	29-31
IV.	Explanations on Position Risk of Equity Securities	32
V.	Explanations on Liquidity Risk and Liquidity Coverage Ratio	32-36
VI.	Explanations on Leverage Ratio	36
VII.	Explanations on Securitization Positions	37
VIII.	Explanations on Risk Management	37-38

SECTION FIVE

Explanations and Notes on the Unconsolidated Financial Statements

I.	Explanations and Disclosures Related to the Assets	39-46
II.	Explanations and Disclosures Related to the Liabilities	46-52
III.	Explanations and Disclosures Related to Off-Balance Sheet Contingencies and Commitments	52-53
IV.	Explanations and Disclosures Related to the Income Statement	54-58
V.	Explanations and Disclosures on the Risk Group of the Bank	58-60
VI.	Explanations on the Bank's Domestic, Foreign, Off-shore Branches or Investments in Associates and Foreign Representative Offices	60

SECTION SIX

Other Explanations

I.	Other Explanations on the Operations of the Bank	61
II.	Events After the Balance Sheet Date	61

SECTION SEVEN

Explanations on Auditor's Review Report

I.	Explanations on Auditor's Review Report	62
II.	Other Footnotes and Explanations Prepared by Independent Auditors'	62

SECTION EIGHT

Remarks Regarding Interim Activity Report

I.	The Interim Activity Report Containing Evaluations of the Chairman of the Board of Directors and the General Manager Regarding Interim Period Operations	64-65
II.	Economic Developments and Banking Sector Review	65
III.	Financial Information and Evaluations Regarding Bank of China Turkey A.Ş.	66-67

BANK OF CHINA TURKEY A.Ş.

NOTES TO THE UNCONSOLIDATED FINANCIAL STATEMENTS AS MARCH 31, 2021

(Amounts expressed in thousands of Turkish Lira (TL) unless otherwise indicated.)

SECTION ONE

GENERAL INFORMATION

I. History of the Bank including its corporation date, initial status and amendments to the initial status

Bank of China Limited (“the Parent Company”) began its activities in Turkey through Bank of China Limited Turkey Representative Office opened in 2011. Banking Regulation and Supervisory Agency (BRSA) authorized the Bank to establish a deposit bank in Turkey with the decision numbered 6880 dated May 2, 2016. As BRSA’s establishment permission, as per the decision numbered 7612 dated December 1, 2017 and published on the Official Gazette no 30263 dated December 7, 2017, the Bank got the official operational license, with 99.99% of shareholding of the Parent Company; the Bank has been announced in the Trade Registry Gazette dated January 17, 2017, numbered 9243 along with the Articles of Association dated January 10, 2017.

The Bank started its banking activities on May 9, 2018.

II. Capital structure, shareholders controlling the management and supervision of the Bank directly or indirectly, and if exists, changes on these issues and the Group that the Bank belongs to

Besides being one of the biggest public banks in the People’s Republic of China, the Parent Company, Bank of China Limited, who holds 99.99% of the Bank’s shares is also one of the biggest banks in the world and has a respectable reputation for over a hundred years. Since the establishment of the London Branch in 1929, which was the first overseas branch, Bank of China, who represents the People’s Republic of China best in the international arena, established its representative office in 2011, in Istanbul, Turkey. There have not been any changes in the Bank’s partnership structure in 2021.

III. Information on the Board of Directors, Members of the Audit Committee, president and executive vice presidents, changes in these matters (if any) and shares of the Bank they possess

Members of the Bank’s Board of Directors, Audit Committee Members, General Manager and Deputies as of March 31, 2021 are stated below. None of the members of the Board of Directors (including General Manager) has shareholding interest in the Bank.

The Chairman and the Members of the Board of the Directors:

Name	Title	Assigned Date	Education
Bin CHEN	Chairman of the Board of Directors	January 10, 2017	PHD Degree
Ruojie LI	Member of the Board of Directors and General Manager	January 10, 2017	Master Degree
Xiaoyu LIU	Member of the Board of Directors	January 10, 2017	Master Degree
Pengjun DANG	Deputy Chairman of the Board of Directors and Chairman of the Audit Committee	January 10, 2017	Master Degree
Özgür DALGIÇ	Member of the Board of Directors	January 10, 2017	Master Degree

Members of the Audit Committee:

Name	Title	Assigned Date	Education
Pengjun DANG	Chairman of the Audit Committee	May 4, 2017	Master Degree
Özgür DALGIÇ	Member of the Audit Committee Responsible for Internal Systems	May 4, 2017	Master Degree

BANK OF CHINA TURKEY A.Ş.

NOTES TO THE UNCONSOLIDATED FINANCIAL STATEMENTS AS OF MARCH 31, 2021

(Amounts expressed in thousands of Turkish Lira (TL) unless otherwise indicated.)

GENERAL INFORMATION (Continued)

III. Information on the Board of Directors, Members of the Audit Committee, president and executive vice presidents, changes in these matters (if any) and shares of the Bank they possess (Continued)

Assistant General Manager:

Name	Title	Assigned Date	Education
Dalei DING	Deputy of General Manager and Assistant General Manager Responsible for Financial Management and Control, Information Technologies, Credit Allocation, Human Resources and Administrative Affairs of the Bank	June,3 2019	Bachelor Degree

IV. Information on the Banks' Qualified Shareholders

In accordance with the definition of qualified share in the Banking Law numbered 5411 and Article 13 of the Regulation on the Bank's Transactions Subject to Permission and Indirect Shareholding, qualified shareholders are given below;

Name Surname/Company	Shares	Ownership	Paid-in Capital	Unpaid Capital
Bank of China Limited	1,051,229	99.99%	1,051,229	-

V. Summary Information on the Bank's Functions and Business Lines

As it is stated in Article 3 of the Articles of Association, the objective and purpose of the Bank whose General Directorate is located in Istanbul, is that the main field of activity is corporate banking. As of March 31, 2021, the Bank serves with 43 employees (December 31, 2020: 44 employees).

VI. Differences between the communicate on preparation of consolidated financial statements of banks and Turkish accounting standards and short explanation about the entities subject to full consolidation or proportional consolidation and entities which are deducted from equity or entities which are not included in these three methods

None.

VII. Existing or potential, actual or legal obstacles to immediate transfer of capital between Bank and its subsidiaries and repayment of debts

None.

BANK OF CHINA TURKEY A.Ş.

UNCONSOLIDATED BALANCE SHEET (STATEMENT OF FINANCIAL POSITION) AS OF MARCH 31, 2021

(Amounts expressed in thousands of Turkish Lira (TL) unless otherwise indicated)

I. Balance Sheet (Statement of Financial Position)

	Note (Section Five)	Current Period 31.03.2021			Prior Period 31.12.2020		
		TL	FC	Total	TL	FC	Total
I. ASSETS		679,678	122,937	802,615	641,260	114,223	755,483
1.1 Cash and cash equivalents		679,678	122,937	802,615	641,260	114,223	755,483
1.1.1 Cash and balances at central bank	(5.1.1)	10,831	57,281	68,112	6,309	37,089	43,398
1.1.2 Banks	(5.1.4)	669,563	65,661	735,224	635,643	77,142	712,785
1.1.3 Money Market Placements		-	-	-	-	-	-
1.1.4 Expected Credit Losses (-)	(5.1.4)	716	5	721	692	8	700
1.2 Financial assets at fair value through profit or loss		-	-	-	-	-	-
1.2.1 Government Debt Securities		-	-	-	-	-	-
1.2.2 Equity securities		-	-	-	-	-	-
1.2.3 Other financial assets		-	-	-	-	-	-
1.3 Financial assets at fair value through other comprehensive income		-	-	-	-	-	-
1.3.1 Government debt securities		-	-	-	-	-	-
1.3.2 Equity securities		-	-	-	-	-	-
1.3.3 Other financial assets		-	-	-	-	-	-
1.4 Derivative financial assets	(5.1.3)	-	-	-	-	-	-
1.4.1 Derivative financial assets at fair value through profit and loss		-	-	-	-	-	-
1.4.2 Derivative financial assets at fair value through other comprehensive income		-	-	-	-	-	-
II. FINANCIAL ASSETS MEASURED AT AMORTISED COST (Net)		847,002	351,157	1,198,159	820,846	377,473	1,198,319
2.1 Loans	(5.1.6)	-	356,541	356,541	207,120	382,600	589,720
2.2 Lease receivables		-	-	-	-	-	-
2.3 Factoring receivables		-	-	-	-	-	-
2.4 Other financial assets measured at amortised cost	(5.1.7)	847,035	-	847,035	614,303	-	614,303
2.4.1 Government debt securities		847,035	-	847,035	614,303	-	614,303
2.4.2 Other financial assets		-	-	-	-	-	-
2.5 Expected credit losses (-)	(5.1.6.7)	33	5,384	5,417	577	5,127	5,704
III. ASSETS HELD FOR RESALE AND RELATED TO DISCONTINUED OPERATIONS(Net)		-	-	-	-	-	-
3.1 Held for sale		-	-	-	-	-	-
3.2 Discontinued operations		-	-	-	-	-	-
IV. EQUITY INVESTMENTS		-	-	-	-	-	-
4.1 Investments in associates (net)		-	-	-	-	-	-
4.1.1 Associates accounted by using equity method		-	-	-	-	-	-
4.1.2 Unconsolidated associates		-	-	-	-	-	-
4.2 Subsidiaries (net)		-	-	-	-	-	-
4.2.1 Unconsolidated financial subsidiaries		-	-	-	-	-	-
4.2.2 Unconsolidated non-financial subsidiaries		-	-	-	-	-	-
4.3 Joint Ventures (net)		-	-	-	-	-	-
4.3.1 Joint ventures valued based on equity method		-	-	-	-	-	-
4.3.2 Unconsolidated jointly ventures		-	-	-	-	-	-
V. TANGIBLE ASSETS (Net)	(5.1.13)	15,182	-	15,182	16,186	-	16,186
VI. INTANGIBLE ASSETS (Net)	(5.1.14)	2,264	-	2,264	2,680	-	2,680
6.1 Goodwill		-	-	-	-	-	-
6.2 Other		2,264	-	2,264	2,680	-	2,680
VII. INVESTMENT PROPERTY (Net)		-	-	-	-	-	-
VIII. CURRENT TAX ASSET		-	-	-	-	-	-
IX. DEFERRED TAX ASSET	(5.1.17)	28,350	-	28,350	24,184	-	24,184
X. OTHER ASSETS	(5.1.19)	3,872	11,889	15,761	3,669	3,953	7,622
Total Assets		1,576,348	485,983	2,062,331	1,508,825	495,649	2,004,474

The accompanying notes form an integral part of these financial statements.

BANK OF CHINA TURKEY A.Ş.

UNCONSOLIDATED BALANCE SHEET (STATEMENT OF FINANCIAL POSITION) AS OF MARCH 31, 2021

(Amounts expressed in thousands of Turkish Lira (TL) unless otherwise indicated)

I. Balance Sheet (Statement of Financial Position) (Continued)

	Note (Section Five)	Current Period 31.03.2021			Prior Period 31.12.2020		
		TL	FC	Total	TL	FC	Total
I. DEPOSITS	(5.II.1)	136,004	52,357	188,361	151,509	52,680	204,189
II. LOAN RECEIVED	(5.II.3)	-	83,265	83,265	-	74,203	74,203
III. MONEY MARKET FUNDS		-	-	-	-	-	-
IV. MARKETABLE SECURITIES (Net)		-	-	-	-	-	-
4.1 Bills		-	-	-	-	-	-
4.2 Asset backed securities		-	-	-	-	-	-
4.3 Bonds		-	-	-	-	-	-
V. FUNDS		-	-	-	-	-	-
5.1 Borrower funds		-	-	-	-	-	-
5.2 Other		-	-	-	-	-	-
VI. FINANCIAL LIABILITIES AT FAIR VALUE THROUGH PROFIT OR LOSS		-	-	-	-	-	-
VII. DERIVATIVE FINANCIAL LIABILITIES	(5.II.2)	108,201	-	108,201	79,019	-	79,019
7.1 Derivative financial liabilities at fair value through profit or loss		108,201	-	108,201	79,019	-	79,019
7.2 Derivative financial liabilities at fair value through other comprehensive income		-	-	-	-	-	-
VIII. FACTORING PAYABLES		-	-	-	-	-	-
IX. LEASE LIABILITIES	(5.II.5)	494	21,094	21,588	533	19,477	20,010
X. PROVISIONS	(5.II.7)	3,266	10,851	14,117	2,590	10,384	12,974
10.1 Provisions for restructuring		-	-	-	-	-	-
10.2 Reserve for employee benefits		3,240	5,668	8,908	2,556	4,079	6,635
10.3 Insurance technical reserves (Net)		-	-	-	-	-	-
10.4 Other provisions		26	5,183	5,209	34	6,305	6,339
XI. CURRENT TAX LIABILITIES	(5.II.8)	14,321	-	14,321	11,487	-	11,487
XII. DEFERRED TAX LIABILITIES		-	-	-	-	-	-
XIII. LIABILITIES FOR ASSETS HELD FOR SALE AND DISCONTINUED OPERATIONS (Net)		-	-	-	-	-	-
13.1 Held for sale		-	-	-	-	-	-
13.2 Related to discontinued operations		-	-	-	-	-	-
XIV. SUBORDINATED DEBTS		-	-	-	-	-	-
14.1 Loans		-	-	-	-	-	-
14.2 Other debt instruments		-	-	-	-	-	-
XV. OTHER LIABILITIES	(5.II.4)	19,497	252	19,749	10,488	492	10,980
XVI. SHAREHOLDERS' EQUITY	(5.II.11)	1,612,729	-	1,612,729	1,591,612	-	1,591,612
16.1 Paid-in capital		1,051,230	-	1,051,230	1,051,230	-	1,051,230
16.2 Capital reserves		-	-	-	-	-	-
16.2.1 Equity share premium		-	-	-	-	-	-
16.2.2 Share cancellation profits		-	-	-	-	-	-
16.2.3 Other capital reserves		-	-	-	-	-	-
16.3 Other accumulated comprehensive income that will not be reclassified in profit or loss		(12)	-	(12)	(12)	-	(12)
16.4 Other accumulated comprehensive income that will be reclassified in profit or loss		-	-	-	-	-	-
16.5 Profit reserves		503,049	-	503,049	395,224	-	395,224
16.5.1 Legal reserves		33,572	-	33,572	25,789	-	25,789
16.5.2 Statutory reserves		-	-	-	-	-	-
16.5.3 Extraordinary reserves		469,477	-	469,477	369,435	-	369,435
16.5.4 Other profit reserves		-	-	-	-	-	-
16.6 Profit or loss		58,462	-	58,462	145,170	-	145,170
16.6.1 Prior years' profits or losses		26,229	-	26,229	26,229	-	26,229
16.6.2 Current Period net profit or loss		32,233	-	32,233	118,941	-	118,941
16.7 Minority Shares		-	-	-	-	-	-
TOTAL LIABILITIES AND EQUITY		1,894,512	167,819	2,062,331	1,847,238	157,236	2,004,474

The accompanying notes form an integral part of these financial statements.

BANK OF CHINA TURKEY A.Ş.

UNCONSOLIDATED OFF-BALANCE SHEET COMMITMENTS AS OF MARCH 31, 2021

(Amounts expressed in thousands of Turkish Lira (TL) unless otherwise indicated)

II. Off Balance Sheet Commitments

	Note (Section Five)	Current Period 31.12.2020			Prior Period 31.12.2019		
		TL	FC	Total	TL	FC	Total
A. OFF-BALANCE SHEET COMMITMENTS (I+II+III)	(5.III.1)	413,377	1,728,693	2,142,070	446,934	1,584,175	2,031,109
I. GUARANTEES AND WARRANTIES		245,594	1,487,337	1,702,931	245,594	1,280,295	1,525,889
1.1 Letters of Guarantee		245,594	237,561	483,155	245,594	160,004	405,598
1.1.1 Guarantees Subject to State Tender Law		-	-	-	-	-	-
1.1.2 Guarantees Given for Foreign Trade Operations		-	-	-	-	-	-
1.1.3 Other Letters of Guarantee		245,594	237,561	483,155	245,594	160,004	405,598
1.2 Bank Acceptances		-	-	-	-	-	-
1.2.1 Import Letter of Acceptance		-	-	-	-	-	-
1.2.2 Other Bank Acceptances		-	-	-	-	-	-
1.3 Letters of Credit		-	-	-	-	-	-
1.3.1 Documentary Letters of Credit		-	-	-	-	-	-
1.3.2 Other Letters of Credit		-	-	-	-	-	-
1.4 Prefinancing Given as Guarantee		-	-	-	-	-	-
1.5 Endorsements		-	-	-	-	-	-
1.5.1 Endorsements to the Central Bank of Turkey		-	-	-	-	-	-
1.5.2 Other Endorsements		-	-	-	-	-	-
1.6 Purchase Guarantees for Securities Issued		-	-	-	-	-	-
1.7 Factoring Guarantees		-	-	-	-	-	-
1.8 Other Guarantees		-	1,219,776	1,219,776	-	1,120,291	1,120,291
1.9 Other Collaterals		-	-	-	-	-	-
II. COMMITMENTS		-	-	-	-	-	-
2.1 Irrevocable Commitments		-	-	-	-	-	-
2.1.1 Asset Purchase Commitments		-	-	-	-	-	-
2.1.2 Deposit Purchase and Sales Commitments		-	-	-	-	-	-
2.1.3 Share Capital Commitments to Associates and Subsidiaries		-	-	-	-	-	-
2.1.4 Loan Granting Commitments		-	-	-	-	-	-
2.1.5 Securities Issue Brokerage Commitments		-	-	-	-	-	-
2.1.6 Commitments for Reserve Requirements		-	-	-	-	-	-
2.1.7 Commitments for Cheque Payments		-	-	-	-	-	-
2.1.8 Tax and Fund Liabilities from Export Commitments		-	-	-	-	-	-
2.1.9 Commitments for Credit Card Limits		-	-	-	-	-	-
2.1.10 Commitments for Credit Cards and Banking Services Promotions		-	-	-	-	-	-
2.1.11 Receivables from Short Sale Commitments of Marketable Securities		-	-	-	-	-	-
2.1.12 Payables for Short Sale Commitments of Marketable Securities		-	-	-	-	-	-
2.1.13 Other Irrevocable Commitments		-	-	-	-	-	-
2.2 Revocable Commitments		-	-	-	-	-	-
2.2.1 Revocable Loan Granting Commitments		-	-	-	-	-	-
2.2.2 Other Revocable Commitments		-	-	-	-	-	-
III. DERIVATIVE FINANCIAL INSTRUMENTS	(5.III.2)	167,783	271,356	439,139	201,340	303,880	505,220
3.1 Hedging Derivative Financial Instruments		-	-	-	-	-	-
3.1.1 Fair Value Hedges		-	-	-	-	-	-
3.1.2 Cash Flow Hedges		-	-	-	-	-	-
3.1.3 Foreign Net Investment Hedges		-	-	-	-	-	-
3.2 Trading Derivative Financial Instruments		167,783	271,356	439,139	201,340	303,880	505,220
3.2.1 Forward Foreign Currency Buy/Sell Transactions		-	-	-	-	-	-
3.2.1.1 Forward Foreign Currency Transactions-Buy		-	-	-	-	-	-
3.2.1.2 Forward Foreign Currency Transactions-Sell		-	-	-	-	-	-
3.2.2 Swap Transactions Related to Foreign Currency and Interest Rates		167,783	271,356	439,139	201,340	303,880	505,220
3.2.2.1 Foreign Currency Swap-Buy		167,783	0	167,783	201,340	-	201,340
3.2.2.2 Foreign Currency Swap-Sell		-	271,356	271,356	-	303,880	303,880
3.2.2.3 Interest Rate Swap-Buy		-	-	-	-	-	-
3.2.2.4 Interest Rate Swap-Sell		-	-	-	-	-	-
3.2.3 Foreign Currency, Interest Rate and Securities Options		-	-	-	-	-	-
3.2.3.1 Foreign Currency Options-Buy		-	-	-	-	-	-
3.2.3.2 Foreign Currency Options-Sell		-	-	-	-	-	-
3.2.3.3 Interest Rate Options-Buy		-	-	-	-	-	-
3.2.3.4 Interest Rate Options-Sell		-	-	-	-	-	-
3.2.3.5 Securities Options-Buy		-	-	-	-	-	-
3.2.3.6 Securities Options-Sell		-	-	-	-	-	-
3.2.4 Foreign Currency Futures		-	-	-	-	-	-
3.2.4.1 Foreign Currency Futures-Buy		-	-	-	-	-	-
3.2.4.2 Foreign Currency Futures-Sell		-	-	-	-	-	-
3.2.5 Interest Rate Futures		-	-	-	-	-	-
3.2.5.1 Interest Rate Futures-Buy		-	-	-	-	-	-
3.2.5.2 Interest Rate Futures-Sell		-	-	-	-	-	-
3.2.6 Other		-	-	-	-	-	-
B. CUSTODY AND PLEDGES RECEIVED (IV+V+VI)		-	183,168	183,168	-	163,227	163,227
IV. ITEMS HELD IN CUSTODY		-	-	-	-	-	-
4.1 Customer Fund and Portfolio Balances		-	-	-	-	-	-
4.2 Investment Securities Held in Custody		-	-	-	-	-	-
4.3 Cheques Received for Collection		-	-	-	-	-	-
4.4 Commercial Notes Received for Collection		-	-	-	-	-	-
4.5 Other Assets Received for Collection		-	-	-	-	-	-
4.6 Assets Received for Public Offering		-	-	-	-	-	-
4.7 Other Items Under Custody		-	-	-	-	-	-
4.8 Custodians		-	-	-	-	-	-
V. PLEDGES RECEIVED		-	183,168	183,168	-	163,227	163,227
5.1 Marketable Securities		-	-	-	-	-	-
5.2 Guarantee Notes		-	-	-	-	-	-
5.3 Commodity		-	-	-	-	-	-
5.4 Warranty		-	-	-	-	-	-
5.5 Immovables		-	183,168	183,168	-	163,227	163,227
5.6 Other Pledged Items		-	-	-	-	-	-
5.7 Pledged Items-Depository		-	-	-	-	-	-
VI. ACCEPTED BILL, GUARANTEES AND WARRANTIES		-	-	-	-	-	-
TOTAL OFF-BALANCE SHEET COMMITMENTS (A+B)		413,377	1,911,861	2,325,238	446,934	1,747,402	2,194,336

The accompanying notes form an integral part of these financial statements.

BANK OF CHINA TURKEY A.Ş.**UNCONSOLIDATED INCOME STATEMENT FOR THE PERIOD ENDED MARCH 31, 2021**

(Amounts expressed in thousands of Turkish Lira (TL) unless otherwise indicated)

III. Statements of Profit or Loss

INCOME AND EXPENSE ITEMS		Note	Current Period	Prior Period
		(Section five)	01.01.2021- 31.03.2021	01.01.2020- 31.03.2020
I.	INTEREST INCOME	(5.IV.1)	55,324	43,193
1.1	Interest from Loans		9,025	10,635
1.2	Interest from Reserve Deposits		245	-
1.3	Interest from Banks		28,814	22,150
1.4	Interest from Money Market Transactions		-	-
1.5	Interest from Marketable Securities Portfolio		17,240	10,408
1.5.1	Financial Assets at Fair Value Through Profit or Loss		-	-
1.5.2	Financial Assets at Fair Value Through Other Comprehensive Income		-	-
1.5.3	Financial Assets Measured at Amortized Cost		17,240	10,408
1.6	Interest from Financial Leases		-	-
1.7	Other Interest Income		-	-
II.	INTEREST EXPENSE	(5.IV.2)	7,510	5,149
2.1	Interest on Deposits		7,035	4,433
2.2	Interest on Funds Borrowed		221	453
2.3	Interest Expense on Money Market Transactions		-	-
2.4	Interest on Securities Issued		-	-
2.5	Lease Interest Expenses		230	251
2.6	Other Interest Expenses		24	12
III.	NET INTEREST INCOME (I - II)		47,814	38,044
IV.	NET FEES AND COMMISSIONS INCOME / LOSSES		9,801	8,537
4.1	Fees and Commissions Received		9,834	8,563
4.1.1	Non-cash Loans		9,180	8,251
4.1.2	Other		654	312
4.2	Fees and Commissions Paid		33	26
4.2.1	Non-cash Loans		-	-
4.2.2	Other		33	26
V	DIVIDEND INCOME	(5.IV.3)	-	-
VI.	TRADING INCOME/LOSS (Net)	(5.IV.4)	(6,356)	7,357
6.1	Profit / Loss on Securities Trading		-	-
6.2	Profit / Loss on Derivative Financial Transactions		(27,467)	(16,502)
6.3	Foreign Exchange Gains / Losses		21,111	23,859
VII.	OTHER OPERATING INCOME	(5.IV.5)	1,694	3
VIII.	TOTAL OPERATING INCOME (III+IV+V+VI+VII)		52,953	53,941
IX	EXPECTED CREDIT LOSSES (-)	(5.IV.6)	293	389
X.	OTHER PROVISIONS (-)		-	-
XI.	PERSONEL EXPENSES (-)		5,988	4,924
XII.	OTHER OPERATING EXPENSES	(5.IV.7)	6,362	6,350
XIII.	NET OPERATING PROFIT/LOSS (VIII-IX-X-XI-XII)		40,310	42,278
XIV.	INCOME RESULTED FROM MERGERS		-	-
XV.	INCOME/LOSS FROM INVESTMENTS UNDER EQUITY ACCOUNTING		-	-
XVI.	GAIN / LOSS ON NET MONETARY POSITION		-	-
XVII.	OPERATING PROFIT/LOSS BEFORE TAXES (XIII+...+XVI)	(5.IV.8)	40,310	42,278
XVIII.	TAX PROVISION FOR CONTINUING OPERATIONS (±)	(5.IV.9)	(8,077)	(9,331)
18.1	Current Tax Provision		(12,243)	(14,575)
18.2	Expense Effect of Deferred Tax		(600)	(2,711)
18.3	Income Effect of Deferred Tax		4,766	7,955
XIX.	NET OPERATING PROFIT/LOSS AFTER TAXES (XVII±XVIII)	(5.IV.10)	32,233	32,947
XX.	PROFIT FROM DISCONTINUED OPERATIONS		-	-
20.1	Income From Assets Held for Sale		-	-
20.2	Profit from Sales of Associates, Subsidiaries and Joint Ventures		-	-
20.3	Other Income From Discontinued Operations		-	-
XXI.	LOSS FROM DISCONTINUED OPERATIONS (-)		-	-
21.1	Expenses on Assets Held for Sale		-	-
21.2	Losses from Sales of Associates, Subsidiaries and Joint Ventures		-	-
21.3	Other Expenses From Discontinued Operations		-	-
XXII.	P/L BEFORE TAXES FROM DISCONTINUED OPERATIONS (XIX-XX)		-	-
XXIII.	TAX PROVISION FOR DISCONTINUED OPERATIONS (±)		-	-
23.1	Current Tax Provision		-	-
23.2	Expense Effect of Deferred Tax		-	-
23.3	Income Effect of Deferred Tax		-	-
XXIV.	NET PROFIT / LOSS FROM DISCONTINUED OPERATIONS (XXI±XXII)		-	-
XXV.	NET PROFIT / LOSS (XVIII+XXIII)	(5.IV.11)	32,233	32,947
	Profit/Loss per share		0.03066	0.03134

The accompanying notes form an integral part of these financial statements.

BANK OF CHINA TURKEY A.Ş.**UNCONSOLIDATED STATEMENT OF PROFIT OR LOSS AND
OTHER COMPREHENSIVE INCOME FOR THE PERIOD ENDED MARCH 31, 2021**

(Amounts expressed in thousands of Turkish Lira (TL) unless otherwise indicated)

IV Statement of Profit or Loss and Other Comprehensive Income

	Current Period 01.01.2021-31.03.2021	Prior Period 01.01.2020-31.03.2020
I CURRENT PERIOD INCOME/LOSS	32,233	32,947
II OTHER COMPREHENSIVE INCOME	-	-
2.1 Other comprehensive income that will not be reclassified to profit or loss	-	-
2.1.1 Gains (Losses) on Revaluation of Property and Equipment	-	-
2.1.2 Gains (Losses) on Revaluation of Intangible Assets	-	-
2.1.3 Gains (Losses) on Remeasurements of Defined Benefit Plans	-	-
2.1.4 Other Components of Other Comprehensive Income That Will Not Be Reclassified to Profit or Loss	-	-
2.1.5 Taxes Relating to Components of Other Comprehensive Income That Will Not Be Reclassified to Profit or Loss	-	-
22 Other Comprehensive Income That Will Be Reclassified to Profit or Loss	-	-
2.2.1 Exchange Differences on Translation	-	-
2.2.2 Valuation and/or Reclassification Profit or Loss from Financial Assets at Fair Value Through Other Comprehensive Income	-	-
2.2.3 Income (Loss) Related with Cash Flow Hedges	-	-
2.2.4 Income (Loss) Related with Hedges of Net Investment Foreign Operations	-	-
2.2.5 Other Components of Other Comprehensive Income That Will Be Reclassified to Profit or Loss	-	-
2.2.6 Tax Relating to Components of Other Comprehensive Income That Will Be Reclassified to Profit or Loss	-	-
III TOTAL COMPREHENSIVE INCOME (LOSS) (I+II)	32,233	32,947

The accompanying notes form an integral part of these financial statements.

BANK OF CHINA TURKEY A.Ş.

STATEMENT OF CHANGES IN SHAREHOLDERS' EQUITY FOR THE PERIOD ENDED MARCH 31, 2021

(Amounts expressed in thousands of Turkish Lira (TL) unless otherwise indicated)

V. Statement of Changes in Shareholders' Equity

	Paid-in Capital	Share Premium	Share Certificate Cancellation Profits	Other Capital Reserves	Other Accumulated Comprehensive Income or Expense That Will Not Be Reclassified in Profit and Loss			Other Accumulated Comprehensive Income That Will Be Reclassified in Profit and Loss			Profit Reserves	Prior Period Net Income / (Loss)	Current Period Net Income / (Loss)	Total Equity
					1	2	3	4	5	6				
Current Period (31.03.2021)														
I. Balances at beginning of the Period (*)	1,051,230	-	-	-	-	(12)	-	-	-	-	395,224	145,170	-	1,591,612
II. Correction made as per TAS 8 (*)	-	-	-	-	-	-	-	-	-	-	-	-	-	-
2.1 Effect of corrections	-	-	-	-	-	-	-	-	-	-	-	-	-	-
2.2 Effect of changes in accounting policies	-	-	-	-	-	-	-	-	-	-	-	-	-	-
III. Adjusted balances at beginning of the Period (I+II)	1,051,230	-	-	-	-	(12)	-	-	-	-	395,224	145,170	-	1,591,612
IV. Total Comprehensive Income	-	-	-	-	-	-	-	-	-	-	-	-	32,233	32,233
V. Capital Increase in Cash	-	-	-	-	-	-	-	-	-	-	-	-	-	-
VI. Capital Increase through Internal Reserves	-	-	-	-	-	-	-	-	-	-	-	-	-	-
VII. Capital reserves from inflation adjustments to paid-in capital	-	-	-	-	-	-	-	-	-	-	-	-	-	-
VIII. Convertible Bonds	-	-	-	-	-	-	-	-	-	-	-	-	-	-
IX. Subordinated Debt	-	-	-	-	-	-	-	-	-	-	-	-	-	-
X. Increase/Decrease by Other Changes	-	-	-	-	-	-	-	-	-	-	-	-	-	-
XI. Profit distribution	-	-	-	-	-	-	-	-	-	-	107,825	(118,941)	-	(11,116)
11.1 Dividends	-	-	-	-	-	-	-	-	-	-	-	(11,116)	-	(11,116)
11.2 Transfers to reserves	-	-	-	-	-	-	-	-	-	-	107,825	(107,825)	-	-
11.3 Others	-	-	-	-	-	-	-	-	-	-	-	-	-	-
Balances at the end of the Period (III+IV+.....+X+XI)	1,051,230	-	-	-	-	(12)	-	-	-	-	503,049	26,229	32,233	1,612,729

	Paid-in Capital	Share Premium	Share Certificate Cancellation Profits	Other Capital Reserves	Other Accumulated Comprehensive Income or Expense That Will Not Be Reclassified in Profit and Loss			Other Accumulated Comprehensive Income That Will Be Reclassified in Profit and Loss			Profit Reserves	Prior Period Net Income / (Loss)	Current Period Net Income / (Loss)	Total Equity
					1	2	3	4	5	6				
Prior Period (31.03.2020)														
I. Balances at beginning of the Period (*)	1,051,230	-	-	-	-	(19)	-	-	-	-	200,820	194,404	-	1,446,435
II. Correction made as per TAS 8 (*)	-	-	-	-	-	-	-	-	-	-	-	27,176	-	27,176
2.1 Effect of corrections	-	-	-	-	-	-	-	-	-	-	-	-	-	-
2.2 Effect of changes in accounting policies	-	-	-	-	-	-	-	-	-	-	-	27,176	-	27,176
III. Adjusted balances at beginning of the Period (I+II)	1,051,230	-	-	-	-	(19)	-	-	-	-	200,820	221,580	-	1,473,611
IV. Total Comprehensive Income	-	-	-	-	-	-	-	-	-	-	-	-	32,947	32,947
V. Capital Increase in Cash	-	-	-	-	-	-	-	-	-	-	-	-	-	-
VI. Capital Increase through Internal Reserves	-	-	-	-	-	-	-	-	-	-	-	-	-	-
VII. Capital reserves from inflation adjustments to paid-in capital	-	-	-	-	-	-	-	-	-	-	-	-	-	-
VIII. Convertible Bonds	-	-	-	-	-	-	-	-	-	-	-	-	-	-
IX. Subordinated Debt	-	-	-	-	-	-	-	-	-	-	-	-	-	-
X. Increase/Decrease by Other Changes	-	-	-	-	-	-	-	-	-	-	-	-	-	-
XI. Profit distribution	-	-	-	-	-	-	-	-	-	-	-	-	-	-
11.1 Dividends	-	-	-	-	-	-	-	-	-	-	-	-	-	-
11.2 Transfers to reserves	-	-	-	-	-	-	-	-	-	-	-	-	-	-
11.3 Others	-	-	-	-	-	-	-	-	-	-	-	-	-	-
Balances at the end of the Period (III+IV+.....+X+XI)	1,051,230	-	-	-	-	(19)	-	-	-	-	200,820	221,580	32,947	1,506,558

1. Tangible and Intangible Asset Revaluation Reserve
2. Accumulated Gains/Losses on Remeasurement of Defined Benefit Plans
3. Other (Other comprehensive income of Associates and Joint Ventures Accounted for Using Equity Method That Will Not Be Reclassified to Profit or Loss and Other Comprehensive Income That Will Not Be Reclassified to Profit or Loss)
4. Exchange Differences on Translation
5. Accumulated Gains (Losses) due to revolution and/or reclassification of financial assets measured at fair value through other comprehensive income
6. Other (Accumulated gains or losses on Cash flow hedge, other comprehensive income of associates and joint ventures accounted for using equity method that will be reclassified to profit or loss and other accumulated amounts of other comprehensive income that will be reclassified to profit or loss)

The accompanying notes form an integral part of these financial statements.

BANK OF CHINA TURKEY A.Ş.**UNCONSOLIDATED STATEMENT OF CASH FLOWS FOR THE PERIOD ENDED
MARCH 31, 2021**

(Amounts expressed in thousands of Turkish Lira (TL) unless otherwise indicated)

VI. Statement of Cash Flows

STATEMENT OF CASH FLOWS		Note	Current Period 01.01.2021-31.03.2021	Prior Period 01.01.2020-31.03.2021
A.	CASH FLOWS FROM BANKING OPERATIONS			
1.1	Operating profit before changes in operating assets and liabilities		60,566	39,078
1.1.1	Interest received (+)		76,866	65,126
1.1.2	Interest paid (-)		4,776	4,692
1.1.3	Dividend received (+)		-	-
1.1.4	Fees and commissions received (+)		10,947	7,779
1.1.5	Other income (+)		-	-
1.1.6	Collections from previously written off loans and other receivables (+)		-	-
1.1.7	Payments to personnel and service suppliers (-)		8,176	6,846
1.1.8	Taxes paid (-)		14,295	22,114
1.1.9	Other (+/-)		-	(175)
1.2	Changes in Operating Assets and Liabilities		213,666	123,893
1.2.1	Net increase (decrease) in financial assets at fair value through profit or loss (+/-)		-	-
1.2.2	Net increase (decrease) in due from banks (+/-)		-	-
1.2.3	Net increase (decrease) in loans		250,216	36,921
1.2.4	Net increase (decrease) in other assets (+/-)		-	(856)
1.2.5	Net increase (decrease) in bank deposits (+/-)		-	-
1.2.6	Net increase (decrease) in other deposits (+/-)		(18,499)	49,088
1.2.7	Net increase (decrease) in financial liabilities at fair value through profit or loss (+/-)		(16,659)	-
1.2.8	Net increase (decrease) in funds borrowed (+/-)		-	38,740
1.2.9	Net increase (decrease) in matured payables (+/-)		-	-
1.2.10	Net increase (decrease) in other liabilities (+/-)		(1,392)	-
I.	Net cash provided from banking operations		274,232	162,971
B.	CASH FLOWS FROM INVESTING ACTIVITIES			
II.	Net cash provided from investing activities (+/-)		(232,853)	54,916
2.1	Cash paid for acquisition of investments, associates and subsidiaries		-	-
2.2	Cash obtained for acquisition of investments, associates and subsidiaries		-	-
2.3	Purchases of property and equipment (-)		121	413
2.4	Disposals of property and equipment (+)		-	-
2.5	Cash paid for purchase of financial assets available- for sale (-)		-	-
2.6	Cash obtained from sale of financial assets available- for sale (+)		-	-
2.7	Cash paid for purchase of investment securities (-)		596,695	-
2.8	Cash obtained from sale of investment securities (+)		363,963	55,329
2.9	Other (+)		-	-
C.	CASH FLOWS FROM FINANCING ACTIVITIES		-	-
III.	Net cash provided from financing activities (+/-)		-	-
3.1	Cash obtained from funds borrowed and securities issued (+)		-	-
3.2	Cash used for repayment of funds borrowed and securities issued (-)		-	-
3.3	Issued equity instruments (+)		-	-
3.4	Dividends paid (-)		-	-
3.5	Payments for financial leases (-)		-	-
3.6	Other (+/-)		-	-
IV.	Effect of change in foreign exchange rate on cash and cash equivalents		(945)	2,957
V.	Net increase in cash and cash equivalents (I+II+III+IV)		40,434	220,844
VI.	Cash and cash equivalents at beginning of Period		754,069	716,744
VII.	Cash and cash equivalents at end of Period		794,503	937,588

The accompanying notes form an integral part of these financial statements

BANK OF CHINA TURKEY A.Ş.

NOTES TO UNCONSOLIDATED FINANCIAL STATEMENTS AS OF MARCH 31, 2021

(Amounts expressed in thousands of Turkish Lira (TL) unless otherwise indicated)

SECTION THREE

ACCOUNTING POLICIES

I. BASIS OF PRESENTATION

a. Preparation of the financial statements and related notes and explanations in accordance with the Turkish Accounting Standards and Regulation on the Principles and Procedures on the Accounting Practice and Documentation of Banks

The unconsolidated financial statements are prepared in accordance with the “Regulation on the Principles and Procedures Regarding Banks’ Accounting Applications and Safeguarding of Documents” published in the Official Gazette No. 26333 dated November 1, 2006 by the Banking Regulation and Supervision Agency (“BRSA”) which refers to “Turkish Accounting Standards (“TAS”) 34 - Interim Financial Reporting” and “Turkish Financial Reporting Standards (“TFRS”) issued by the Public Oversight Accounting and Auditing Standards Authority (“POA”) and other decrees, notes and explanations related to the accounting and financial reporting principles published by the BRSA. The format and the details of the publicly announced financial statements and related disclosures to these statements have been prepared in accordance with the “Communiqué Related to Publicly Announced Financial Statements of Banks and Explanations and Notes Related to these Financial Statements” and changes and notes to this communiqué published in the Official Gazette No. 28337 dated June 28, 2012.

The financial statements have been prepared in Turkish Lira (TL), based on the historical cost basis except for the financial assets, liabilities and derivatives, which are expressed with their fair values.

On May 2, 2016, the Bank obtained permission from BRSA to establish as a deposit bank. The Bank obtained its permission to operate on December 7, 2017 and started its banking activities on May 9, 2018.

Additional paragraph for convenience translation into English of financial statements originally issued in Turkish

The differences between accounting principles, as described in these preceding paragraphs and accounting principles generally accepted in countries in which unconsolidated financial statements are to be distributed and International Financial Reporting Standards (“IFRS”) have not been quantified in these unconsolidated financial statements. Accordingly, these unconsolidated financial statements are not intended to present the financial position, results of operations and changes in financial position and cash flows in accordance with the accounting principles generally accepted in such countries and IFRS.

b. Accounting policies and valuation principles applied in preparation of financial statements

The accounting policies and valuation principles used in the preparation of the financial statements are selected and applied in accordance with the requirements set out in regulations, communiqués, statements and guidance published by the BRSA and if there is no special regulation by the BRSA, in accordance with the principles within TAS / TFRS. The accounting policies and valuation principles applied in the preparation of the accompanying financial statements are explained in Notes II and XXII below.

BANK OF CHINA TURKEY A.Ş.

NOTES TO UNCONSOLIDATED FINANCIAL STATEMENTS AS OF MARCH 31, 2021

(Amounts expressed in thousands of Turkish Lira (TL) unless otherwise indicated)

ACCOUNTING POLICIES (Continued)

I. BASIS OF PRESENTATION (Continued)

c. Changes in accounting policy

The TFRS changes, effective from January 1, 2020, do not have a significant effect on the Bank's accounting policies, financial status and performance. The TFRS changes that were published but not put into effect as of the final date of the financial statements will not have a significant effect on the Bank's accounting policies, financial status and performance.

II. EXPLANATIONS ON THE USAGE STRATEGY OF FINANCIAL INSTRUMENTS AND ON FOREIGN CURRENCY TRANSACTIONS

The Bank operates in the fields of Corporate Banking and Treasury banking in Turkey. The Bank provides cash, non-cash loans, project financing and corporate finance services to its corporate customers under the umbrella of corporate banking.

The Bank's most important funding source is its capital. Most of the Bank's assets consist of placements to banks. While capital is evaluated in high quality financial assets, an asset-liability management strategy is followed to keep interest, liquidity and exchange rate risks within certain limits. Foreign currency, interest and liquidity risks carried in the balance sheet and off-balance sheet assets and liabilities are managed within the framework of various risk limits and legal limits adopted by the Bank. The position of the Bank as a result of its foreign currency operations is kept at a minimum level and the foreign exchange rate risk is monitored within the framework of the Banking Law.

Explanation on foreign currency transactions:

Foreign exchange gains and losses arising from the foreign currency transactions are converted into Turkish Lira by using the exchange rates at the date of the transaction and recognized in accounting records. At the end of the Periods, foreign currency assets and liabilities are converted into Turkish Lira by using the spot foreign currency exchange rates of the Bank at the end of the Period and the related currency conversion differences are recognized as foreign exchange gains and losses.

III. EXPLANATIONS ON FORWARD TRANSACTIONS, OPTIONS AND DERIVATIVE INSTRUMENTS

The Bank's derivative instruments are classified as "Derivative Financial Assets Measured at Fair Value through Profit and Loss" or "Derivative Financial Assets Measured at Fair Value through Other Comprehensive Income" in accordance with "TFRS 9".

In accordance with TFRS 9, forward foreign exchange contracts, swaps, options and futures transactions are classified as "Derivative Financial Assets Measured at Fair Value through Profit and Loss". Derivative transactions are recorded at their fair value at the date of the contract. In addition, liabilities and receivables arising from derivative transactions are recorded in off-balance sheet accounts at contractual amounts.

As of March 31, 2021, the Bank has derivative financial liability is TL 108,201 which is classified as "Derivative Financial Liabilities Measured at Fair Value through Profit and Loss" (December 31, 2020: TL 79,019 liability).

BANK OF CHINA TURKEY A.Ş.

NOTES TO UNCONSOLIDATED FINANCIAL STATEMENTS AS OF MARCH 31, 2021

(Amounts expressed in thousands of Turkish Lira (TL) unless otherwise indicated)

ACCOUNTING POLICIES (Continued)

IV. INFORMATION ON INTEREST INCOME AND EXPENSES

Interest income and expenses are recognized as they are accrued using internal rate of return method.

V. EXPLANATIONS ON FEE AND COMMISSION INCOME AND EXPENSES

According to the nature of fees and commissions; commission income / expenses collected for any future transaction are recognized on an accrual basis and other fee and commission income / expenses are recognized in accordance with TFRS 15 in the Period in which they are incurred.

VI. EXPLANATIONS ON FINANCIAL ASSETS

Within the framework of the business plan, the Bank classifies and accounts for its financial assets as "Financial assets at fair value through profit or loss", "Financial assets at fair value through other comprehensive income" or "Financial assets at amortized cost". Such financial assets are accounted for in accordance with the "TFRS 9 Financial Instruments" standard, which is about the classification and measurement of financial instruments published in the Official Gazette dated January 15, 2019 and numbered 30656 by the Public Oversight Accounting and Auditing Standards Authority. The Bank is registered or issued in accordance with the provisions of "Inclusion in Financial Statements and Exclusion from Financial Statements" in the third part of the standard, effective from January 1, 2018.

The Bank recognizes a financial asset only when it is a party to the contractual provisions of the financial instrument. The first time that a financial asset is included in the financial statements, the characteristics of the business model and the contractual cash flows of the financial asset are taken into account by the Bank Management. When the business model determined by the bank management is changed, all financial assets affected by this change are reclassified and the reclassification is applied in the future. In such cases, no adjustments are made to the earnings, losses or interests previously recognized in the financial statements.

The Bank has no financial assets at fair value through profit or loss and other comprehensive income as of March 31, 2021. (December 31, 2020: None).

Financial assets measured at amortized cost:

Financial assets that are held for collection of contractual cash flows where those cash flows represent solely payments of principal and interest are classified as financial assets measured at amortized cost.

Financial assets measured at amortized cost are initially recognized at their acquisition cost including the transaction costs, which reflect the fair value of those instruments and are subsequently recognized at "Amortized Cost" by using "Effective Interest (Internal Efficiency) Rate" method. Interest income obtained from financial assets measured at amortized cost is accounted in the income statement.

Loans and Receivables:

Loans are financial assets that have fixed or determinable payments and are not quoted on an active market. Such loans are initially recognized at cost with fair value reflecting transaction costs and are measured at amortized cost using the "effective interest rate (internal rate of return) method".

**NOTES TO UNCONSOLIDATED FINANCIAL STATEMENTS
AS OF MARCH 31, 2021**

(Amounts expressed in thousands of Turkish Lira (TL) unless otherwise indicated)

ACCOUNTING POLICIES (Continued)

VII. INFORMATION ON IMPAIRMENT OF FINANCIAL ASSETS

As of January 1, 2020, the Bank started to recognize provisions for impairment in accordance with TFRS 9 requirements according to the “Regulation on the Procedures and Principles for Classification of Loans by Banks and Provisions to be set aside” published in the Official Gazette dated June 22, 2016 numbered 29750. In this framework, as of December 31, 2019, method of provisions for impairment as set out in accordance with the related legislation of BRSA is changed by applying the expected credit loss model under TFRS 9. The expected credit loss estimates are required to be unbiased, probability-weighted and include supportable information about past events, current conditions, and forecasts of future economic conditions.

The Bank sets aside the expected loss provision for its financial assets measured at amortized cost and at fair value through other comprehensive income.

These financial assets are divided into three categories depending on the gradual increase in credit risk observed since their initial recognition:

Stage 1:

For the financial assets at initial recognition or for those which do not have a significant increase in credit risk since initial recognition. Impairment for credit risk is recorded in the amount of 12-month expected credit losses.

Stage 2:

In the event of a significant increase in credit risk since initial recognition, the financial asset is transferred to Stage 2. Impairment for credit risk is determined based on the instrument’s lifetime expected credit losses.

Stage 3:

Stage 3 includes financial assets that have objective evidence of impairment as of the reporting date. Lifetime expected credit losses are recorded for these assets.

Use of current conditions, past events and macroeconomic forecasts:

After making a segment separation according to the counterparty of the receivable, the Bank takes into account the different macroeconomic scenarios created for the corporate portfolio, using past events, current conditions and economic prospects for the future. The Bank uses three macroeconomic scenarios as base, positive and negative for future projections. The macroeconomic model is applied to reflect the outlook of the parameters used in the expected credit loss calculation.

Expected credit loss provision calculation:

The Bank uses the “Probability of Default x Loss in Default x Default” amount that takes into account the time value of money in the expected credit loss calculation. For the first stage receivables, 12-month expected credit loss calculation is applied, considering future information. For the second stage receivables, calculations are made for the expected life of the loan. Expected lifetime expected credit loss is calculated by discounting and collecting possible credit losses in every 12-month Period until maturity. The default probability is taken as 100% for non-performing loans and the expected loan losses are calculated in accordance with the expected life approach. Although methodological calculation methods have been determined, there are currently no loans classified in the second and third stages in the Bank's portfolio. The entire loan portfolio is at the first stage.

BANK OF CHINA TURKEY A.Ş.

NOTES TO UNCONSOLIDATED FINANCIAL STATEMENTS AS OF MARCH 31, 2021

(Amounts expressed in thousands of Turkish Lira (TL) unless otherwise indicated)

ACCOUNTING POLICIES (Continued)

VIII. DISCLOSURES ABOUT NETTING AND DERECOGNITION OF FINANCIAL INSTRUMENTS

Explanations on netting of financial instruments:

Financial assets and liabilities are offset and the net amount is reported in the balance sheet when the Bank has a legally enforceable right to offset the recognized amounts and there is an intention to collect/pay the related financial assets and liabilities on a net basis, or to realize the asset and settle the liability simultaneously.

IX. INFORMATION ON SALES AND REPURCHASE AGREEMENTS AND LENDING OF SECURITIES

Funds provided by the Bank for securities sold under agreements for repurchase agreements ("Repo") are followed in the legal records in the "Funds Provided under Repurchase Agreements" and "Funds Provided under Repurchase Agreements-FC" Accounts.

Securities subject to repo (repurchase agreements) are classified as "Financial assets at fair value through profit or loss" or "Financial assets at fair value through other comprehensive income" according to their purposes to be held in the Bank's portfolio. Revenues from securities subject to repo are accounted for in interest income and expenses paid under repurchase agreements are accounted in interest expense accounts.

Funds given against securities purchased under agreements to resell ("Reverse repos") are accounted under "Receivables from money market" in the balance sheet. Interest income accruals are calculated according to the "effective interest (internal rate of return) method" for the portion of the difference between repurchase agreements and purchase and resale prices. Difference between the purchase and resale prices determined by reverse repurchase agreements, the interest income accrual is calculated according to the "Effective interest rate method".

As of March 31, 2021, the Bank has no repo, reverse repo and foreclosed marketable securities (December 31, 2020: None).

X. EXPLANATIONS ON ASSETS HELD FOR SALE AND DISCONTINUED OPERATIONS AND THE RELATED LIABILITIES

Assets held for sale, consist of tangible assets due to non-performing loans are accounted for in accordance with "TFRS 5 related to Held for Sale Fixed Assets and Discontinued Operations Turkey Financial Reporting Standards" in the financial statements.

A discontinued operation is part of a bank's business classified as disposed or held-for-sale. It refers to a separate main business line or the geographical area of its activities. It is a part of the sale of a separate main line of business or geographical area of operations alone in a coordinated plan, or is a subsidiary acquired solely for resale.

As of March 31, 2021, the Bank has no assets held for sale and discontinued operations (December 31, 2020: None).

BANK OF CHINA TURKEY A.Ş.

NOTES TO UNCONSOLIDATED FINANCIAL STATEMENTS AS OF MARCH 31, 2021

(Amounts expressed in thousands of Turkish Lira (TL) unless otherwise indicated)

ACCOUNTING POLICIES (Continued)

XI. EXPLANATIONS ON GOODWILL AND OTHER INTANGIBLE ASSETS

Goodwill represents the difference between the cost of goods sold and the fair value of the identifiable assets, liabilities and contingent liabilities of the acquiree's entity / operation, and represents the payment made by the acquirer to the entity for future benefit recognition. Not included in the financial statements of the business acquired in business combinations; however, assets that are separable from goodwill, intangible assets (such as credit card brand value and customer portfolio) and / or contingent liabilities are recognized in the financial statements at fair value.

Goodwill calculated in accordance with TFRS 3 - Business Combinations Standard is not subject to amortization but instead is tested for impairment in accordance with TAS 36 - Impairment of Assets, more frequently, annually or in cases where the conditional changes in circumstances indicate it may be impaired.

Intangible assets are amortized using the straight-line method over their estimated useful lives. The determination of the useful life of the asset is made by assessing the expected duration of use of the asset, the technical, technological or other type of obsolescence and the maintenance costs required obtaining the expected economic benefit from the asset.

As of March 31, 2021, there is no goodwill in the accompanying financial statements (December 31, 2020: None).

XII. EXPLANATIONS ON TANGIBLE ASSETS

In accordance with the "Accounting Standard for Tangible Fixed Assets" ("TAS 16"), the cost of the tangible assets is determined by adding the initial amounts of the tangible assets and other direct expenses required to make the asset available. Property, plant and equipment are stated at cost less accumulated depreciation and any accumulated impairment losses.

For assets that are less than an active accounting Period, depreciation is provided for the amount of the depreciation for the full year, as measured by the proportion of the asset over the life of the asset.

If the carrying amount of an item of property, plant and equipment is greater than its market value, an impairment loss is recognized for the excess amount and the amount is recognized in the financial statements. Gains or losses arising from the disposal of tangible fixed assets are transferred to profit and loss accounts of the related Period.

Maintenance and repair costs incurred for tangible assets are recorded as expense.

Depreciation rates and estimated useful lives used for the tangible assets are as follows:

Tangible Assets	Estimated Useful Life (Year)	Amortization Rate (%)
Operating Leases	7-9	11.11-14.29
Furniture	5-10	10-20
Office equipment	3-10	10-33.33
Safe	50	2
Vehicles	5	20

There are no restrictions such as pledges, mortgages or any other restriction on tangible assets.

BANK OF CHINA TURKEY A.Ş.

NOTES TO UNCONSOLIDATED FINANCIAL STATEMENTS AS OF MARCH 31, 2021

(Amounts expressed in thousands of Turkish Lira (TL) unless otherwise indicated)

ACCOUNTING POLICIES (Continued)

XIII. EXPLANATIONS ON LEASING TRANSACTIONS

The Bank is a lessee in the offices used for the marketing of operational area services and operations, and there are no financial leasing transactions.

Explanations on TAS 16 Leases Standard:

TAS 16 Leases Standard was published in the Official Gazette dated April 16, 2019 and numbered 29826, effective from January 1, 2019. This Standard specifies the principles for the leasing, presentation, presentation and disclosure of leases. The purpose of the standard is to provide tenants and lessees with appropriate information. This information is the basis for evaluating the impact of the leases on the entity's financial position, financial performance and cash flows by users of financial statements. The Bank has started to apply the related standard on January 1, 2019.

Measurement, Presentation and Reflection of Financial Leasing into Financial Statement

The amount of the lease obligation is shown in the balance sheet as gross in proportion to the total of all cash payments under the contract and netted off with the interest expense arising from the contract. The usage right arising from the leasing transactions is capitalized at the date of the rental at the beginning of the lease by measuring the present value of the lease payments that have not been paid at that date. In this measurement, if the interest can be easily determined, the implied interest rate in the lease is used. If this ratio cannot be easily determined, the Bank's alternative borrowing interest rate announced by the Treasury Unit is used.

On June 5, 2020, POA made amendments to TFRS 16 "Leases" standard by publishing "Concessions Regarding COVID-19" on Lease Payments - "TFRS 16 Leases". With this amendment, tenants were exempted from not being able to evaluate whether the concessions, which were recognized due to COVID-19 in the lease payments, had been made in the lease. The amendment did not have a significant impact on the financial position or performance of the Bank.

XIV. EXPLANATIONS ON PROVISIONS AND CONTINGENT ASSETS/LIABILITIES

Provisions and contingent liabilities except for the financial instruments within the scope of the TFRS 9 or the provisions recognized in accordance with other standards such as TAS 12 and TAS 19 are accounted in accordance with the "Turkish Accounting Standard for Provisions, Contingent Liabilities and Contingent Assets" (TAS 37).

Provision is made in the financial statements if there is an existing obligation resulting from past events, it is probable that the obligation will be met and the obligation can be reliably measured. Provisions are calculated based on the Bank Management's best estimates of the expenditure required to settle the obligation at the balance sheet date and are discounted to the present value where the effect is material.

For liabilities that arise because of past events, provision is made if the probability of occurrence is high and the amount can be reliably estimated at the time when those liabilities are incurred.

Contingent assets usually consist of unplanned or other unexpected events that give rise to the possibility of entry into the business of economic benefits. The presentation of contingent assets in the financial statements is not included in the financial statements, as it may result in the recognition of an income that can never be obtained. Contingent assets are disclosed in the footnotes of financial statements if it is probable that the economic benefits will flow to the enterprise. Contingent assets are assessed on an ongoing basis to ensure that their development is accurately reflected in the financial statements. If it becomes almost certain that the economic benefit will enter the Bank, the related asset and related income are reflected in the financial statements of the Period in which the change occurs.

BANK OF CHINA TURKEY A.Ş.

NOTES TO UNCONSOLIDATED FINANCIAL STATEMENTS AS OF MARCH 31, 2021

(Amounts expressed in thousands of Turkish Lira (TL) unless otherwise indicated)

ACCOUNTING POLICIES (Continued)

XV. EXPLANATION ON LIABILITIES RELATED TO EMPLOYEE RIGHTS

In accordance with the existing social legislation in Turkey, the Bank is required to make lump-sum termination indemnities including retirement and notice payments to each employee whose employment is terminated due to resignation or for reasons other than misconduct. In accordance with the revised TAS 19 employee benefits standard ("TAS 19"), such payments are recognized as defined benefit plans.

The retirement pay liability recognized in the balance sheet is calculated according to the present value of the amount of the liability expected to arise in the future due to retirement of all employees and reflected to the financial statements. Amendments to TAS 19 change the accounting for defined benefit plans and termination benefits. Changes require that all actuarial losses and gains be accounted for as other comprehensive income immediately in order to reflect the full value of the net retirement asset or liability in the balance sheet. Changes to TAS 19 should be applied retrospectively.

a. Defined benefit plans:

According to the laws and collective agreements existing in Turkey, retirement pay is paid in case of retirement or dismissal. The Bank recognizes the provision for the rights of its employees by estimating the present value of its future probable obligation in the event of retirement or dismissal.

There are no foundations, pension funds or similar associations of which the employees are members.

b. Defined contribution plans:

The Bank, on behalf of its employees, must pay contributions to the Social Security Institution (SSI) in the amount determined by law. Apart from the contribution paid by the Bank, there is no other obligation to pay to its employees or the SSI. These premiums are reflected to the personnel expenses in the Period when they are accrued.

c. Short-term benefits to employees:

The liabilities arising from the vacation pay defined as "short-term benefits to employees" within the scope of TAS 19 are accrued and are not discounted at the Periods when they are earned.

XVI. EXPLANATIONS ON TAXATION

a. Corporate tax:

The corporate tax rate is 20% in accordance with the article number 32 of the New Corporate Tax Law no.5520 which is published in the official Gazette dated June 21, 2006 and numbered 26205. In accordance with the 11 and 14th articles of the Law numbered 7316 on "Amendment of Law on Collection Procedure of Public Receivables and Certain Laws" published in the Official Gazette dated April 22, 2021 and numbered 31462, starting from the declarations that must be submitted starting from July 1, 2021 and to be valid for the taxation period starting from January 1, 2021, corporate tax rate will be applied as 25% for enterprises' corporate income belonging to the taxation periods of 2021 and 23% for enterprises' corporate income belonging to the taxation periods of 2022. The corporate tax rate is still applied as 20% in the first provisional tax declaration for the corporate income belonging to the taxation periods of 2021 but as of second provisional tax declaration the rate of 25% will be applied.

Corporate tax declarations are prepared between 1st and 25th days of 4th month of the related fiscal year and are paid until the end of the following month in one instalment.

BANK OF CHINA TURKEY A.Ş.

NOTES TO UNCONSOLIDATED FINANCIAL STATEMENTS AS OF MARCH 31, 2021

(Amounts expressed in thousands of Turkish Lira (TL) unless otherwise indicated)

ACCOUNTING POLICIES (Continued)

XVI. EXPLANATIONS ON TAXATION (Continued)

The corporations and income tax provisions calculated over the Period profits are recorded in the "Current Tax Liability" account in the liabilities and in the "Current Tax Provision" account in the income statement as expense.

According to the Turkish Corporate Tax Law, financial losses in the declaration can be deducted from the corporate tax base of the Period not exceeding 5 years. Declarations and related accounting entries can be examined within five years by tax office.

If there is no dividend distribution planned, no further tax charges are made. Dividends paid to the resident institutions and the institutions working through local offices or representatives are not subject to withholding tax. As per the decisions no.2006/10731 of the Council of Ministers published in the Official Gazette no.26237 dated July 23, 2006, certain duty rates included in the articles no.15 and 30 of the new Corporate Tax Law no.5520 are revised. Accordingly, the withholding tax rate on the dividend payments other than the ones paid to the non-resident institutions generating income in Turkey through their operations or permanent representatives and the resident institutions is 15%. In applying the withholding tax rates on dividend payments to the non-resident institutions and the individuals, the withholding tax rates covered in the related Double Tax Treaty Agreements are taken into account. Appropriation of the retained earnings to capital is not considered as profit distribution and therefore is not subject to withholding tax.

Current tax effect concerning transactions directly accounted for in equity is also reflected to equity.

b. Deferred tax:

In accordance with Turkish Accounting Standard on Income Taxes (TAS 12), the Bank accounts for deferred taxes based on the tax effect of temporary differences between the carrying amounts of assets and liabilities for financial reporting purposes and the amounts used for taxation purposes.

The Bank's deferred tax assets and liabilities are offsetted in unconsolidated balance sheet. As of March 31, 2021, the Bank has TL 28,350 deferred tax asset (December 31, 2020: TL 24,184 deferred tax asset).

The Bank calculates and accounts for deferred income taxes for all temporary differences arising between the tax bases of assets and liabilities and their carrying amounts in these financial statements in accordance with "Turkish Accounting Standard for Income Taxes" ("TAS 12") and the related decrees of the BRSA concerning income taxes. In the deferred tax calculation, the enacted tax rate, in accordance with the tax legislation, is used as of the balance sheet date. The Bank calculated its deferred tax assets or liabilities over 20% as of December 31, 2020 and March 31, 2021 within the scope of TAS 12. In accordance with the Law No. 7316 published in the Official Gazette dated April 22, 2021, starting from the declarations that must be submitted as of July 1, 2021 and to be valid for the taxation period starting from January 1, 2021, the corporate tax rate is 25% for the taxation period of 2021. and this rate will be applied as 23% for the taxation period of 2022. The impact of the change in the corporate tax rate is insignificant as of March 31, 2021.

Deferred tax liabilities are recognized for all temporary differences whereas deferred tax assets calculated from deductible temporary differences are only recognized if it is highly probable that these will in the future create taxable profit. Starting from January 1, 2020, deferred tax asset has been calculated for temporary differences of expected credit loss provisions.

Deferred tax effect concerning transactions directly accounted for in equity is also reflected to equity and netted with related accounts.

BANK OF CHINA TURKEY A.Ş.

NOTES TO UNCONSOLIDATED FINANCIAL STATEMENTS AS OF MARCH 31, 2021

(Amounts expressed in thousands of Turkish Lira (TL) unless otherwise indicated)

ACCOUNTING POLICIES (Continued)

XVI. EXPLANATIONS ON TAXATION (Continued)

c. Transfer pricing:

The article no.13 of the Corporate Tax Law describes the issue of transfer pricing under the title of “disguised profit distribution” by way of transfer pricing. “The General Communiqué on Disguised Profit Distribution by way of Transfer Pricing” published on November 18, 2007 explains the application related issues in detail.

According to this Communiqué, if the taxpayers conduct transactions like purchase and sale of goods or services with the related parties where the prices are not determined according to the arm’s length principle, then it will be concluded that there is a disguised profit distribution by way of transfer pricing. Such disguised profit distributions will not be deducted from the corporate tax base for tax purposes. Disguised profit distribution amount will be recognized as share in net profit and stoppage tax will be calculated depending on whether the profit distributing institution is a real or corporate entity, full-fledged or foreign-based taxpayer is subject to or exempt from tax.

As discussed under subject Communiqué’s 7.1 Annual Documentation section, taxpayers are required to fill out the “Transfer Pricing, Controlled Foreign Entities and Thin Capitalization” form for the purchase and sale of goods or services conducted with their related parties in a taxation Period attach these forms to their corporate tax returns and submit to the tax offices.

XVII. ADDITIONAL EXPLANATIONS ON BORROWINGS

The Bank’s fund resources consist of borrowing from foreign financial institutions. Instrument regarding borrowing are valued with their fair values and other financial liabilities are carried at “amortised cost” using the effective interest method. As of March 31, 2021, the Bank has obtained funds from foreign institutions amounting to TL 83,265 through borrowings. (December 31, 2020: TL 74,203).

XVIII. EXPLANATIONS ON SHARE CERTIFICATES ISSUED

None (December 31, 2020: None).

XIX. EXPLANATIONS ON BANK ACCEPTANCES AND BILLS OF GUARANTEE

Bank acceptances and bills of guarantee are presented within off-balance sheet liabilities as being possible liabilities and commitments. As of the balance sheet date, there are no bank acceptances and bills of guarantee recognized as liability against an asset (December 31, 2020: None).

XX. EXPLANATIONS ON GOVERNMENT INCENTIVES

As of the balance sheet date, the Bank does not have any government incentives (December 31, 2020: None).

XXI. EXPLANATIONS ON PROFIT RESERVES AND PROFIT DISTRIBUTION

Retained earnings as per the statutory financial statements and General Assembly decision other than legal reserves are available for distribution, subject to the legal reserve requirement referred to below. Under the Turkish Commercial Code (“TCC”), the legal reserves are composed of first and second reserves. The TCC requires first reserves to be 5% of the profit until the total reserve is equal to 20% of issued and fully paid-in share capital. Second reserves are required to be 10% of all cash profit distributions that are in excess of 5% of the issued and fully paid-in share capital.

BANK OF CHINA TURKEY A.Ş.

NOTES TO UNCONSOLIDATED FINANCIAL STATEMENTS AS OF MARCH 31, 2021

(Amounts expressed in thousands of Turkish Lira (TL) unless otherwise indicated)

ACCOUNTING POLICIES (Continued)

XXII. EXPLANATIONS ON EARNINGS PER SHARE

Earnings per share are calculated by dividing net profit for the year to the weighted average number of shares outstanding during the Period concerned. Earnings per share disclosed in the income statement are calculated by dividing net profit for the year to the weighted average capital outstanding during the Period concerned.

In Turkey, companies can increase their share capital by making a pro-rata distribution of shares ("bonus shares") to existing shareholders from retained earnings. For the purpose of earnings per share computations, the weighted average number of shares outstanding during the year has been adjusted in respect to bonus shares issued without a corresponding change in resources by giving them a retroactive effect for the year in which they were issued and for each earlier Period. Where the number of outstanding shares increase due to distribution of bonus shares after the balance sheet date but before the release of the financial statements, earnings per share computations are performed based on the revised average number of shares.

XXIII. EXPLANATIONS ON RELATED PARTIES

Parties defined in Article 49 of the Banking Law No.5411, Bank's senior management and Board Members are deemed as related parties. Transactions regarding related parties are presented in Section Five.

XXIV. EXPLANATIONS ON CASH and CASH EQUIVALENTS

For the purposes of the preparation of statement of cash flows, "Cash" includes cash, effectives, and cash in transit, purchased cheques and demand deposits including balances with the Central Bank; and "Cash equivalents" include interbank money market placements and time deposits at banks with original maturity Periods of less than three months.

XXV. EXPLANATIONS ON SEGMENT REPORTING

The main segment of banking operations is Corporate Banking. As of March 31, 2021, the financial information per banking segments is presented below:

Current Period 31.03.2021	Corporate Banking	Fund Management	Unallocated	Total
Operating income	12,036	39,223	1,694	52,953
Operating expense	(293)	-	(12,350)	(12,643)
Pre-tax income / (loss)	11,743	39,223	(10,656)	40,310
Tax provision (-)	-	-	(8,077)	(8,077)
Net Profit / (Loss)	11,743	39,223	(18,733)	32,233
Segment assets	351,157	1,649,617	61,557	2,062,331
Segment liabilities	193,570	191,466	64,566	449,602
Equity	-	1,612,729	-	1,612,729
Prior Period 31.03.2020	Corporate Banking	Fund Management	Unallocated	Total
Operating income	14,739	39,199	3	53,941
Operating expense	(389)	-	(11,274)	(11,663)
Pre-tax income / (loss)	14,350	39,199	(11,271)	42,278
Tax provision (-)	-	-	(9,331)	(9,331)
Net Profit / (Loss)	14,350	39,199	(20,602)	32,947
Segment assets	542,367	1,212,420	52,929	1,807,716
Segment liabilities	128,751	115,283	57,124	301,158
Equity	-	1,506,558	-	1,506,558

BANK OF CHINA TURKEY A.Ş.

NOTES TO UNCONSOLIDATED FINANCIAL STATEMENTS AS OF MARCH 31, 2021

(Amounts expressed in thousands of Turkish Lira (TL) unless otherwise indicated)

ACCOUNTING POLICIES (Continued)

XXVI. RECLASSIFICATIONS

In order to be consistent with the presentation of current Period financial statements, there can be certain reclassifications in case needed.

XXVII. EXPLANATIONS ON OTHER MATTERS

On March 11, 2020, the World Health Organization classified it as an epidemic affecting country globally. The COVID-19 epidemic and the measures taken against it have impacts on economic conditions, sectors, businesses, consumers, as well as asset and commodity prices, liquidity, exchange rates, interest rates, money and capital markets and many other issues, and remain uncertain about the future. The effects of these effects on the Bank's equity management and capital adequacy, asset quality, credit risk, operational risk, currency risk, interest rate risk, liquidity risk, stock position risk arising from banking accounts, leverage ratio and other risks and indicators are followed up regularly. The effects of the situation are not fully known. The Bank takes the necessary precautions to keep the negative effects under control and to live at the minimum level.

In order to reduce the negative effects of the epidemic, BRSA decisions 8948, 8949 and 8950 have been published. The BRSA has extended the delays stipulated for the classification of loans as a summary in these decisions, and are classified as live receivables due to restructuring and the principal and / or interest payments are delayed more than 30 days within one year of monitoring or are restructured once more during this monitoring Period eliminated the obligation to classify loans in the third group.

In addition to these measures, the announcement dated March 23, 2020 decided to implement the following measures by December 31, 2020:

- According to the Regulation on Measurement and Assessment of Capital Adequacy of Banks in the calculation of the amount subject to credit risk; the presence of non-monetary and monetary assets, the history of excluding the items in foreign currencies are measured at cost Turkey Accounting Standards pursuant revalued amounts and related provisions are calculated at December 31 in preparing the 2019 financial statements buying foreign exchange will be mainly dry used.
- If the net valuation differences of the securities owned by banks in the portfolio of "Marketable Securities at Fair Value through Other Comprehensive Income" are negative, these differences will be calculated in accordance with the Regulation on Banks' Equity and used for capital adequacy ratio. However, the implementation of the existing provisions of the Regulation for "Marketable Securities at Fair Value through Other Comprehensive Income" obtained after March 23, 2020 continues.
- As of March 23, 2020, Banks may not take the depreciation provisions of the securities owned by banks into account in the calculation of foreign currency net general position within the scope of the Regulation on Calculation and Implementation of Foreign Currency Net General Position / Equity Standard Ratio. However, the existing provisions of this Regulation continue to be applied for portfolios acquired after March 23, 2020.

The Bank has not applied the above-mentioned flexibility in the March 31, 2021 financial statements.

**NOTES TO UNCONSOLIDATED FINANCIAL STATEMENTS
AS OF MARCH 31, 2021**

(Amounts expressed in thousands of Turkish Lira (TL) unless otherwise indicated)

SECTION FOUR

INFORMATION ON FINANCIAL POSITION AND RISK MANAGEMENT

I. EXPLANATIONS ON THE COMPONENTS OF SHAREHOLDERS' EQUITY

Total capital and capital adequacy ratio have been calculated in accordance with the "Regulation on Equity of Banks" and "Regulation on Measurement and Assessment of Capital Adequacy of Banks".

Based on the press release made by the BRSA on March 23, 2020; due to the fluctuations in the financial markets as a result of the COVID-19 outbreak; in the calculation of the amount subject to credit risk in accordance with the Regulation on Measurement and Evaluation of Capital Adequacy; with monetary assets and non-monetary assets excluding assets that are measured in terms of historical cost in a foreign currency valued amount of items in accordance with TAS and its special provision amounts, spot purchase exchange rate can be used in preparation of financial statements as of December 31, 2019, may be considered in the calculation of Turkish Lira equivalent of credit risk exposures in foreign currencies, and negative revaluation differences of the securities classified under "Financial Assets Measured at Fair Value through Other Comprehensive Income" which acquired before March 23, 2020 may not be included in capital calculation. The Bank do not consider these options in its calculations as of December 31, 2020 and March 31, 2021

As of March 31, 2021, the Bank's total capital has been calculated as TL 1,592,071 (December 31, 2020: TL 1,576,019) and the capital adequacy ratio is 65.60% (December 31, 2020: 62.71%). This ratio is well above the minimum ratio required by the legislation.

BANK OF CHINA TURKEY A.Ş.

NOTES TO UNCONSOLIDATED FINANCIAL STATEMENTS AS OF MARCH 31, 2021

(Amounts expressed in thousands of Turkish Lira (TL) unless otherwise indicated)

INFORMATION ON FINANCIAL POSITION AND RISK MANAGEMENT (Continued)

I. EXPLANATIONS ON THE COMPONENTS OF SHAREHOLDERS' EQUITY (Continued)

Information on Equity Accounts:

	Current Period 31.03.2021	Amounts as per the regulation before 1/1/2014 (*)	Prior Period 31.12.2020	Amounts as per the regulation before 1/1/2014 (*)
COMMON EQUITY TIER I CAPITAL	1,580,724	-	1,563,276	-
Paid-in capital to be entitled for compensation after all creditors	1,051,230	-	1,051,230	-
Share Premium	-	-	-	-
Reserves	503,049	-	395,212	-
Gains recognized in equity as per TAS	-	-	-	-
Profit	58,462	-	145,170	-
Current Period profit	32,233	-	118,941	-
Prior Period profit	26,229	-	26,229	-
Bonus shares from associates, subsidiaries and joint ventures not accounted in current Period's profit	-	-	-	-
Common Equity Tier I Capital Before Deductions	1,612,741	-	1,591,612	-
Deductions from Common Equity Tier I Capital				
Valuation adjustments calculated as per the article 9. (i) of the Regulation on Bank Capital	-	-	-	-
Current and Prior Periods' losses not covered by reserves, and losses accounted under equity according to TAS	12	-	12	-
Improvement costs for operating leasing (-)	1,392	-	1,459	-
Goodwill and other intangible assets and related deferred taxes (-)	-	-	-	-
Other intangibles other than mortgage-servicing rights (net of related tax liability)	2,088	-	2,475	-
Excess amount arising from deferred tax assets from temporary differences	28,525	-	24,390	-
Differences arise when assets and liabilities not held at fair value, are subjected to cash flow hedge accounting	-	-	-	-
Total credit losses that exceed total expected loss calculated according to the Regulation on Calculation of Credit Risk by Internal Ratings Based Approach	-	-	-	-
Securitization gains	-	-	-	-
Unrealized gains and losses arising from the differences in the credit value of the Bank's liabilities at fair value.	-	-	-	-
Net amount of defined benefit plans	-	-	-	-
Direct and indirect investments of the Bank on its own Tier I Capital (-)	-	-	-	-
Shares obtained against Article 56, Paragraph 4 of the Banking Law (-)	-	-	-	-
Total of net long positions of the investments in equity items of unconsolidated banks and financial institutions where the Bank owns 10% or less of the issued share capital exceeding the 10% threshold of above Tier I Capital (-)	-	-	-	-
Total of net long positions of the investments in equity items of unconsolidated banks and financial institutions where the Bank owns 10% or more of the issued share capital exceeding the 10% threshold of above Tier I Capital (-)	-	-	-	-
Mortgage servicing rights exceeding the 10% threshold of Tier I Capital (-)	-	-	-	-
Net deferred tax assets arising from temporary differences exceeding the 10% threshold of Tier I Capital (-)	-	-	-	-
Amount exceeding the 15% threshold of Tier I Capital as per the Article 2, Clause 2 of the Regulation on Measurement and Assessment of Capital Adequacy Ratios of Banks (-)	-	-	-	-
The portion of net long position of the investments in equity items of unconsolidated banks and financial institutions where the Bank owns 10% or more of the issued share capital not deducted from Tier I Capital (-)	-	-	-	-
Excess amount arising from mortgage servicing rights	-	-	-	-
Excess amount arising from deferred tax assets from temporary differences (-)	-	-	-	-
Other items to be defined by the BRSA	-	-	-	-
Deductions from Tier I Capital in cases where there are no adequate Additional Tier I or Tier II Capitals	-	-	-	-
Total Deductions from Common Equity Tier I Capital	32,017	-	28,336	-
Total Common Equity Tier I Capital	1,580,724	-	1,563,276	-

(*) In this section, the accounts that are liable to the temporary articles of "Regulation on Equities of Banks" which will be considered at the end of the Transition Period are shown.

BANK OF CHINA TURKEY A.Ş.

NOTES TO UNCONSOLIDATED FINANCIAL STATEMENTS AS OF MARCH 31, 2021

(Amounts expressed in thousands of Turkish Lira (TL) unless otherwise indicated)

INFORMATION ON FINANCIAL POSITION AND RISK MANAGEMENT (Continued)

I. EXPLANATIONS ON THE COMPONENTS OF SHAREHOLDERS' EQUITY (Continued)

	Current Period 31.03.2021	Amounts as per the regulation before 1/1/2014 (*)	Prior Period 31.12.2020	Amounts as per the regulation before 1/1/2014 (*)
ADDITIONAL TIER I CAPITAL				
Preferred stock not included in Tier I capital and the related share premiums	-	-	-	-
Debt instruments and the related issuance premiums defined by the BRSA	-	-	-	-
Debt instruments and the related issuance premiums defined by the BRSA (Covered by Temporary Article 4)	-	-	-	-
Shares of third parties in Additional Tier I Capital	-	-	-	-
Shares of third parties in Additional Tier I Capital (Temporary Article 3)	-	-	-	-
Additional Core Capital before Deductions	-	-	-	-
Deductions from Additional Core Capital	-	-	-	-
Direct and indirect investments of the Bank on its own Additional Tier I Capital (-)	-	-	-	-
Investments in equity instruments issued by Banks or financial institutions invested in Bank's Additional Tier I Capital and having conditions stated in the Article 7 of the Regulation	-	-	-	-
The total of net long position of the direct or indirect investments in Additional Tier I Capital of unconsolidated banks and financial institutions where the Bank owns more than 10% of the issued share capital (-)	-	-	-	-
The total of net long position of the direct or indirect investments in Additional Tier I Capital of unconsolidated banks and financial institutions where the Bank owns more than 10% of the issued share capital (-)	-	-	-	-
Other items to be defined by the BRSA (-)	-	-	-	-
Items to be Deducted from Tier I Capital during the Transition Period	-	-	-	-
Goodwill and other intangible assets and related deferred tax liabilities which will not deducted from Common Equity Tier I capital for the purposes of the first sub-paragraph of the Provisional Article 2 of the Regulation on Banks' Own Funds (-)	-	-	-	-
Net deferred tax asset/liability not deducted from Tier I Capital as per the Temporary Article 2, Clause 1 of the Regulation on Measurement and Assessment of Capital Adequacy Ratios of Banks (-)	-	-	-	-
Deduction from Additional Tier I Capital when there is not enough Tier II Capital (-)	-	-	-	-
Total Deductions from Additional Tier I Capital	-	-	-	-
Total Additional Tier I Capital	-	-	-	-
Total Tier I Capital (Tier I Capital=Common Equity Additional Tier I Capital)	1,580,724	-	1,563,276	-
TIER II CAPITAL	-	-	-	-
Debt instruments and share issue premiums deemed suitable by the BRSA	-	-	-	-
Debt instruments and share issue premiums deemed suitable by BRSA (Temporary Article 4)	-	-	-	-
Provisions (Article 8 of the Regulation on the Equity of Banks)	11,347	-	12,743	-
Tier II Capital before Deductions	11,347	-	12,743	-
Deductions from Tier II Capital	-	-	-	-
Direct and indirect investments of the Bank on its own Tier II Capital (-)	-	-	-	-
Investments in equity instruments issued by banks and financial institutions invested in Bank's Tier II Capital and having conditions stated in the Article 8 of the Regulation	-	-	-	-
Total of net long positions of the investments in equity items of unconsolidated banks and financial institutions where the Bank owns 10% or less of the issued share capital exceeding the 10% threshold of above Tier I Capital (-)	-	-	-	-
Total of net long position of the direct or indirect investments in Additional Tier I Capital and Tier II Capital of unconsolidated banks and financial institutions where the Bank owns 10% or more of the issued share capital exceeding the 10% threshold of Tier I Capital (-)	-	-	-	-
Net long-term position of investments in capital assets of banks and financial institutions that have 10% or more of their shareholding interests and have not been consolidated	-	-	-	-
Other items to be defined by the BRSA (-)	-	-	-	-
Total Deductions from Tier II Capital	-	-	-	-
Total Tier II Capital	11,347	-	12,743	-
Total Equity (Total Tier I and Tier II Capital)	1,592,071	-	1,576,019	-

BANK OF CHINA TURKEY A.Ş.

NOTES TO UNCONSOLIDATED FINANCIAL STATEMENTS AS OF MARCH 31, 2021

(Amounts expressed in thousands of Turkish Lira (TL) unless otherwise indicated)

INFORMATION ON FINANCIAL POSITION AND RISK MANAGEMENT (Continued)

I. EXPLANATIONS ON THE COMPONENTS OF SHAREHOLDERS' EQUITY (Continued)

	Current Period 31.03.2021	Amounts as per the regulation before 1/1/2014 (*)	Prior Period 31.12.2020	Amounts as per the regulation before 1/1/2014 (*)
Total Tier I Capital and Tier II Capital (Total Equity)	1,592,071	-	1,576,019	-
Loans granted against the Articles 50 and 51 of the Banking Law (-)	-	-	-	-
Net book values of movables and immovable exceeding the limit defined in the Article 57, Clause 1 of the Banking Law and the assets acquired against overdue receivables and held for sale but retained more than five years (-)	-	-	-	-
Other items to be defined by the BRSA (-)	-	-	-	-
Items to be Deducted from the Sum of Tier I and Tier II Capital (Capital)				
During the Transition Period	-	-	-	-
The portion of total of net long positions of the investments in equity items of unconsolidated banks and financial institutions where the Bank owns 10% or less of the issued share capital exceeding the 10% threshold of above Tier I Capital not deducted from Tier I Capital, Additional Tier I Capital or Tier II Capital as per the Temporary Article 2, Clause 1 of the Regulation (-)	-	-	-	-
The portion of total of net long positions of the investments in equity items of unconsolidated banks and financial institutions where the Bank owns more than 10% of the issued share capital exceeding the 10% threshold of above Tier I Capital not deducted from Additional Tier I Capital or Tier II Capital as per the Temporary Article 2, Clause 1 of the Regulation (-)	-	-	-	-
The portion of net long position of the investments in equity items of unconsolidated banks and financial institutions where the Bank owns 10% or more of the issued share capital, of the net deferred tax assets arising from temporary differences and of the mortgage servicing rights not deducted from Tier I Capital as per the Temporary Article 2, Clause 2, Paragraph (1) and (2) and Temporary Article 2, Clause 1 of the Regulation (-)	-	-	-	-
EQUITY	1,592,071	-	1,576,019	-
Total Capital (Total of Tier I Capital and Tier II Capital)	1,592,071	-	1,576,019	-
Total Risk Weighted Assets	2,426,870	-	2,513,098	-
CAPITAL ADEQUACY RATIOS				
Core Capital Adequacy Ratio (%)	65.13	-	62.21	-
Tier I Capital Adequacy Ratio (%)	65.13	-	62.21	-
Capital Adequacy Ratio (%)	65.60	-	62.71	-
BUFFERS				
Bank-specific total Core Capital Ratio	0.36	-	0.34	-
Capital Conservation Buffer Ratio (%)	2.50	-	2.50	-
Bank-specific Counter-Cyclical Capital Buffer Ratio (%) (*)	-	-	-	-
The ratio of Additional Common Equity Tier I capital which will be calculated by the first paragraph of the Article 4 of Regulation on Capital Conservation and Countercyclical Capital Buffers to risk weighted assets	60.63	-	57.71	-
Amounts lower than Excesses as per Deduction Rules	-	-	-	-
Remaining total of net long positions of the investments in equity items of unconsolidated banks and financial institutions where the Bank owns 10% or less of the issued share capital	-	-	-	-
Remaining total of net long positions of the investments in Tier I Capital of unconsolidated banks and financial institutions where the Bank owns more than 10% or less of the Tier I Capital	-	-	-	-
Remaining mortgage servicing rights	-	-	-	-
Net deferred tax assets arising from temporary differences	-	-	-	-
Limits for Provisions Used in Tier II Capital Calculation				
General provisions for standard based receivables (before tenthousandtwentyfive limitation)	11,347	-	12,743	-
Up to 1.25% of total risk-weighted amount of general reserves for receivables where the standard approach used	23,980	-	24,766	-
Total loan provision that exceeds total expected loss calculated according to Communiqué on Calculation of Credit Risk by Internal Ratings Based Approach	-	-	-	-
Total loan provision that exceeds total expected loss calculated according to Communiqué on Calculation of Credit Risk by Internal Ratings Based Approach, limited by 0.6% risk weighted assets	-	-	-	-
Debt Instruments Covered by Temporary Article 4 (effective between 1.1.2018-1.1.2022)	-	-	-	-
Upper limit for Additional Tier I Capital items subject to Temporary Article 4	-	-	-	-
Amount of Additional Tier I Capital items subject to Temporary Article 4 that exceeds upper limit	-	-	-	-
Upper limit for Additional Tier II Capital items subject to Temporary Article 4	-	-	-	-
Amount of Additional Tier II Capital items subject to Temporary Article 4 that exceeds upper limit	-	-	-	-

(*) To be filled by systemically important banks which are not obliged to prepare consolidated financial statements under Paragraph 4 of Article 4 of the Regulation on Systemic Banks, will be reported as zero by other banks.

BANK OF CHINA TURKEY A.Ş.

NOTES TO UNCONSOLIDATED FINANCIAL STATEMENTS AS OF MARCH 31, 2021

(Amounts expressed in thousands of Turkish Lira (TL) unless otherwise indicated)

INFORMATION ON FINANCIAL POSITION AND RISK MANAGEMENT (Continued)

I. EXPLANATIONS ON THE COMPONENTS OF SHAREHOLDERS' EQUITY (Continued)

Explanations on reconciliation of shareholder's equity items to balance sheet:

The difference between "Equity" in equity table and "Shareholder's Equity" in the unconsolidated balance sheet mainly arises from TFRS 9 transition effect of Stage 1 provisions. In the calculation of Total Capital, TFRS 9 Stage 1 expected credit losses up to 1.25% of credit risk is taken into consideration as Tier II Capital.

On the other hand, in the calculation of the "Equity", improvement costs for operating leases followed under tangible assets in the balance sheet, and related deferred tax liabilities, other items defined by the regulator are taken into consideration as amounts deducted from Total Capital.

	Current Period 31.03.2021	Prior Period 31.12.2020
Paid in Capital	1,051,230	1,051,230
Capital Reserves	503,049	395,212
Profit	58,462	145,170
Total Equity before Deductions	1,612,741	1,591,612
Deduction made within the scope of the Regulation	32,017	28,336
Common Equity Tier 1 Capital	1,580,724	1,563,276
Tier 1 Capital	1,580,724	1,563,276
General Provisions (Up to 1.25%)	11,347	12,743
Total Equity	1,592,071	1,576,019

II. EXPLANATIONS ON CURRENCY RISK

The difference between the Bank's foreign currency denominated on-balance sheet and off-balance sheet assets and the foreign currency denominated on-balance sheet and off-balance sheet liabilities are defined as "FC Net General Position" and form the basis for exchange rate risk. An important dimension of the exchange rate risk is the risk (cross-currency risk) caused by the exchange of values of the foreign currencies against each other in the FX net general position.

Measurable and manageable risks are taken within legal limits. The Bank applies stress tests against the fluctuations in foreign currency within the year.

The Bank uses the "standard method" which is also used in legal reporting to measure the foreign exchange risk.

There is no significant foreign currency position in relation to the balance sheet size of the Bank and if any exchange rate risk occurs, it is taken counter position and exchange rate risk is not transferred.

BANK OF CHINA TURKEY A.Ş.**NOTES TO UNCONSOLIDATED FINANCIAL STATEMENTS
AS OF MARCH 31, 2021**

(Amounts expressed in thousands of Turkish Lira (TL) unless otherwise indicated)

INFORMATION ON FINANCIAL POSITION AND RISK MANAGEMENT (Continued)**II. EXPLANATIONS ON CURRENCY RISK (Continued)**

The Bank's current foreign exchange buying rates announced on March 31, 2021 and December 31, 2020 as well as the last five days financial statement valuation rates are as follows:

(All rates presented as full TL).

31.03.2021	USD	EUR	GBP	CNY
Rates:	8.3258	9.7688	11.4411	1.2631
1. Day Foreign Exchange Buying Rate	7.9893	9.4150	10.9848	1.2144
2. Day Foreign Exchange Buying Rate	7.9893	9.4150	10.9848	1.2144
3. Day Foreign Exchange Buying Rate	7.9893	9.4150	10.9848	1.2144
4. Day Foreign Exchange Buying Rate	8.1192	9.5618	11.1957	1.2307
5. Day Foreign Exchange Buying Rate	8.3260	9.7741	11.4324	1.2605
Arithmetic mean of last 30 days	7.6477	9.0989	10.5818	1.1682
31.12.2020	USD	EUR	GBP	CNY
Rates:	7.4194	9.1164	10.1142	1.1283
1. Day Foreign Exchange Buying Rate	7.5517	9.2037	10.2230	1.1500
2. Day Foreign Exchange Buying Rate	7.5517	9.2037	10.2230	1.1500
3. Day Foreign Exchange Buying Rate	7.4738	9.1370	10.1008	1.1368
4. Day Foreign Exchange Buying Rate	7.4063	9.0697	9.9761	1.1277
5. Day Foreign Exchange Buying Rate	7.3405	9.0079	9.9438	1.1182
Arithmetic mean of last 30 days	7.7138	9.3887	10.3482	1.1729

Sensitivity analysis on currency risk:

The table below demonstrates prospective increase and decrease in equity and profit/loss as of March 31, 2021 and December 31, 2020 (excluding tax effect) on condition that 10 percent revaluation/devaluation of the foreign currencies below against TL. This analysis has been prepared assuming that other variables, particularly interest rates, remain constant.

Current Period 31.03.2021	Change in Foreign Currency	Impact on Profit / Loss (*)	Impact on Equity
EUR	10% Increase	3,684	3,684
	10% Decrease	(3,684)	(3,684)
USD	10% Increase	971	971
	10% Decrease	(971)	(971)
Prior Period 31.12.2020	Change in foreign currency	Impact on Profit / Loss (*)	Impact on Equity
EUR	10% Increase	2,834	2,834
	10% Decrease	(2,834)	(2,834)
USD	10% Increase	597	597
	10% Decrease	(597)	(597)

(*) Pre-tax figures.

BANK OF CHINA TURKEY A.Ş.**NOTES TO UNCONSOLIDATED FINANCIAL STATEMENTS
AS OF MARCH 31, 2021**

(Amounts expressed in thousands of Turkish Lira (TL) unless otherwise indicated)

INFORMATION ON FINANCIAL POSITION AND RISK MANAGEMENT (Continued)**II. EXPLANATIONS ON CURRENCY RISK (Continued)****Explanations on currency risk:**

	EUR	USD	Other FC	Total
Current Period 31.03.2021				
Assets				
Cash (Cash in Vault, Foreign Currency Cash, Money in Transit, Cheques Purchased, Precious Metal) and Balances with the CBRT	36,633	20,648	-	57,281
Due from Banks (*)	10,022	55,361	273	65,656
Financial Assets at Fair Value through Profit/Loss	-	-	-	-
Money Market Placements	-	-	-	-
Financial Assets Measured at Fair Value through Other Comprehensive Income (FVOCI)	-	-	-	-
Loans and Receivables (**)	269,020	82,137	-	351,157
Investments in Assoc., Subsidiaries and Entities under Common Control (Joint Vent.)	-	-	-	-
Financial Assets Measured at Amortized Cost	-	-	-	-
Derivative Financial Assets Hedging Purposes	-	-	-	-
Tangible Assets	-	-	-	-
Intangible Assets	-	-	-	-
Other Assets	3,761	8,128	-	11,889
Total Assets	319,436	166,274	273	485,983
Liabilities				
Bank Deposits	-	-	-	-
Foreign Currency Deposits	7,822	44,520	15	52,357
Money Market Borrowings	-	-	-	-
Funds Provided from Other Financial Institutions	-	83,265	-	83,265
Securities Issued	-	-	-	-
Sundry Creditors	-	-	-	-
Derivative Fin. Liabilities for Hedging Purposes	-	-	-	-
Other Liabilities	3,418	28,779	-	32,197
Total Liabilities	11,240	156,564	15	167,819
Net Balance Sheet Position	308,196	9,710	258	318,164
Net Off-Balance Sheet Position	(271,356)	-	-	(271,356)
Financial Derivative Assets	-	-	-	-
Financial Derivative Liabilities	271,356	-	-	271,356
Non-Cash Loans (***)	831,540	625,797	-	1,457,337
Prior Period 31.12.2020				
Total Assets	336,936	158,469	244	495,649
Total Liabilities	4,721	152,502	13	157,236
Net Balance Sheet Position	332,215	5,967	231	338,413
Net Off-Balance Sheet Position	(303,880)	-	-	(303,880)
Financial Derivative Assets	-	-	-	-
Financial Derivative Liabilities	303,880	-	-	303,880
Non-Cash Loans (***)	752,304	527,991	-	1,280,295

(*) Banks include balance of expected loss provisions amounting to TL 5.

(**) Loans and receivables include balance of expected loss provisions amounting to TL 5,384.

(***) There is no effect on the net balance sheet position.

BANK OF CHINA TURKEY A.Ş.**NOTES TO UNCONSOLIDATED FINANCIAL STATEMENTS
AS OF MARCH 31, 2021**

(Amounts expressed in thousands of Turkish Lira (TL) unless otherwise indicated)

INFORMATION ON FINANCIAL POSITION AND RISK MANAGEMENT (Continued)**III. EXPLANATIONS ON INTEREST RATE RISK**

Interest rate risk is the probability of loss due to changes in interest rates depending on the Bank's position regarding the interest-bearing financial instruments. Interest rate risk arises because of timing differences on the re-pricing of assets and liabilities, changes in correlation of interest rates between different financial instruments and, unexpected changes in the shape and slope of yield curves.

Exposure to interest rate movements arises when there is a mismatch between rate sensitive assets and liabilities. Interest rate risk is a key component of the Bank's market risk and asset and liability management. As part of asset and liability management, sensitivity analysis are used to measure the effects of changes in yield curves on the balance sheet.

The impact of interest rate volatility to the Bank will be analysed by presenting the results to the Risk Committee and senior management regularly. In this analysis, it is planned to calculate possible losses in fair value changes on interest rate sensitive products by interest rate shocks.

In the calculation of the Bank's exposure to interest rate risk, standard method is used.

Interest rate sensitivity of assets, liabilities and off-balance sheet items (Based on repricing dates)

Current Period 31.03.2021	Up to 1 month	1-3 Months	3-12 Months	1-5 Years	Over 5 Years	Non- interest Bearing	Total
Assets							
Cash (Cash in TL, Cash in Foreign Currency, Cash in Transit, Cheques Purchased) and Balances with the Central Bank of Turkey	15,132	-	-	-	-	52,980	68,112
Banks	666,588	-	-	-	-	68,636	735,224
Financial Assets at Fair Value Through Profit or Loss	-	-	-	-	-	-	-
Interbank Money Market Placements	-	-	-	-	-	-	-
Financial Assets Measured at Fair Value through Other Comprehensive Income	-	-	-	-	-	-	-
Loans	-	83,294	273,247	-	-	-	356,541
Financial Assets Measured at Amortized Cost	219,663	396,959	230,413	-	-	-	847,035
Other Assets	-	-	-	-	-	55,419	55,419
Total Assets	901,383	480,253	503,660	-	-	177,035	2,062,331
Liabilities							
Bank Deposits	-	-	-	-	-	-	-
Other Deposits	134,132	-	-	-	-	54,229	188,361
Interbank Money Market Received	-	-	-	-	-	-	-
Marketable Securities Issued	-	-	-	-	-	-	-
Funds Borrowed from Other Financial Institutions	-	83,265	-	-	-	-	83,265
Other Liabilities (*)	-	-	-	-	-	1,790,705	1,790,705
Total Liabilities	134,132	83,265	-	-	-	1,844,934	2,062,331
Balance sheet long position	767,251	396,988	503,660	-	-	-	1,667,899
Balance sheet short position	-	-	-	-	-	1,667,899	(1,667,899)
Off-Balance sheet long position	-	-	67,114	100,669	-	-	167,783
Off-Balance sheet short position	-	-	(108,542)	(162,814)	-	-	(271,356)
Total Position	767,251	396,988	462,232	(62,145)	-	(1,667,899)	(103,573)

(*) Including TL 1,612,729 shareholders' equity.

BANK OF CHINA TURKEY A.Ş.**NOTES TO UNCONSOLIDATED FINANCIAL STATEMENTS
AS OF MARCH 31, 2021**

(Amounts expressed in thousands of Turkish Lira (TL) unless otherwise indicated)

INFORMATION ON FINANCIAL POSITION AND RISK MANAGEMENT (Continued)**III. EXPLANATIONS ON INTEREST RATE RISK (Continued)****Interest rate sensitivity of assets, liabilities and off-balance sheet items (Based on repricing dates)
(Continued)**

Prior Period 31.12.2020	Up to 1 month	1-3 Months	3-12 Months	1-5 Years	Over 5 Years	Non- interest Bearing	Total
Assets							
Cash (Cash in TL, Cash in Foreign Currency, Cash in Transit, Cheques Purchased) and Balances with the Central Bank of Turkey	14,620	-	-	-	-	28,778	43,398
Banks	631,993	-	-	-	-	80,792	712,785
Financial Assets at Fair Value Through Profit or Loss	-	-	-	-	-	-	-
Interbank Money Market Placements	-	-	-	-	-	-	-
Financial Assets Measured at Fair Value through Other Comprehensive Income	-	-	-	-	-	-	-
Loans	308,386	281,334	-	-	-	-	589,720
Financial Assets Measured at Amortized Cost	-	372,546	241,757	-	-	-	614,303
Other assets	-	-	-	-	-	44,268	44,268
Total Assets	954,999	653,880	241,757	-	-	153,838	2,004,474
Liabilities							
Bank Deposits	-	-	-	-	-	-	-
Other Deposits	151,461	-	-	-	-	52,728	204,189
Interbank Money Market Received	-	-	-	-	-	-	-
Marketable Securities Issued	-	-	-	-	-	-	-
Funds Borrowed from Other Financial Institutions	-	74,203	-	-	-	-	74,203
Other Liabilities (*)	-	-	-	-	-	1,726,082	1,726,082
Total Liabilities	151,461	74,203	-	-	-	1,778,810	2,004,474
Balance sheet long position	803,538	579,677	241,757	-	-	-	1,624,972
Balance sheet short position	-	-	-	-	-	(1,624,972)	(1,624,972)
Off-Balance sheet long position	33,557	-	33,557	134,226	-	-	201,340
Off-Balance sheet short position	(50,647)	-	(50,647)	(202,586)	-	-	(303,880)
Total Position	786,448	579,677	224,667	(68,360)	-	(1,624,972)	(102,540)

(*) Including TL 1,591,612 shareholders' equity.

BANK OF CHINA TURKEY A.Ş.**NOTES TO UNCONSOLIDATED FINANCIAL STATEMENTS
AS OF MARCH 31, 2021**

(Amounts expressed in thousands of Turkish Lira (TL) unless otherwise indicated)

INFORMATION ON FINANCIAL POSITION AND RISK MANAGEMENT (Continued)**III. EXPLANATIONS ON INTEREST RATE RISK (Continued)****Average interest rates applied to financial instruments (%)**

Current Period 31.03.2021	EUR	USD	Other FC	TL
Assets				
Cash (Cash in TL, Cash in Foreign Currency, Cash in Transit, Cheques Purchased) and Balances with the Central Bank of Turkey	-	-	-	12.71
Banks and Receivables from Other Financial Institutions	(0.50)	0.01	-	16.62
Financial Assets at Fair Value Through Profit/ Loss	-	-	-	-
Interbank Money Market Placements	-	-	-	-
Financial Assets Measured at Fair Value through Other Comprehensive Income	-	-	-	-
Loans	3.00	3.12	-	13.41
Financial Assets Measured at Amortized	-	-	-	13.41
Liabilities				
Bank Deposits	-	-	-	17.20
Other Deposits	-	-	-	17.87
Interbank Money Market Received	-	-	-	-
Sundry Creditors	-	-	-	-
Marketable Securities Issued	-	-	-	-
Funds Borrowed from Other Financial Institutions	-	1.07	-	-
Prior Period 31.12.2020	EUR	USD	Other FC	TL
Assets				
Cash (Cash in TL, Cash in Foreign Currency, Cash in Transit, Cheques Purchased) and Balances with the Central Bank of Turkey	-	-	-	8.57
Banks and Receivables from Other Financial Institutions	0.06	0.20	-	10.45
Financial Assets at Fair Value Through Profit/ Loss	-	-	-	-
Interbank Money Market Placements	-	-	-	-
Financial Assets Measured at Fair Value through Other Comprehensive Income	-	-	-	-
Loans	3.00	3.40	-	11.61
Financial Assets Measured at Amortized	-	-	-	8.04
Liabilities				
Bank Deposits	(0.30)	-	-	-
Other Deposits	1.35	0.08	-	10.39
Interbank Money Market Received	-	-	-	-
Sundry Creditors	-	-	-	-
Marketable Securities Issued	-	-	-	-
Funds Borrowed from Other Financial Institutions	(0.27)	1.36	-	-

BANK OF CHINA TURKEY A.Ş.**NOTES TO UNCONSOLIDATED FINANCIAL STATEMENTS
AS OF MARCH 31, 2021**

(Amounts expressed in thousands of Turkish Lira (TL) unless otherwise indicated)

INFORMATION ON FINANCIAL POSITION AND RISK MANAGEMENT (Continued)**IV. EXPLANATIONS ON POSITION RISK OF EQUITY SECURITIES****1. Balance sheet values, fair value and market value comparison of equity investments**

None (December 31, 2020: None).

2. Information on realized gains or losses on revaluation surplus, unrealized gains or losses and their included amounts in Tier 1 and 2 capital

None (December 31, 2020: None).

V. EXPLANATIONS ON LIQUIDITY RISK AND LIQUIDITY COVERAGE RATIO

The Bank established Liquidity Management Principles in order to monitor, audit and manage its liquidity position and liquidity requirement. Liquidity risk of the Bank is managed through taking potential funding sources, unexpected situation plans and legal limits into consideration within the framework of limits which are updated at least annually. It is aimed to carry out activities through ensuring a liquidity level which can provide to make payments at any time to sustain the trustable bank image of the Bank in the sector via taking risk/return balance of the Bank into consideration. Cash inflow and outflows in Turkish Lira and foreign currencies are tried to be kept under control continuously in liquidity risk management approach, long-term cash flow tables are formed and scenario analysis based on expectations and stress tests are performed to determine the resistance against the sudden crisis.

The Bank determines the liquidity risk appetite and strategy written under the Liquidity Risk Policy. In this context, the Bank controls maturity mismatch between assets and liabilities to be protected from liquidity risk and maintains liquid values in order to ensure the liquidity needs that can arise because of market fluctuations.

Presentation of assets and liabilities according to their remaining maturities:

Current Period 31.03.2021								
Assets	Demand	Up to 1 Month	1-3 Months	3-12 Months	1-5 Years	5 Years and Over	Unallocated	Total
Cash (Cash in TL, Cash in Foreign Currency, Cash in Transit, Cheques Purchased) and Balances with the Central Bank of Turkey	52,980	15,132	-	-	-	-	-	68,112
Banks	68,636	666,588	-	-	-	-	-	735,224
Financial Assets at Fair Value Through Profit or Loss	-	-	-	-	-	-	-	-
Interbank Money Market Placements	-	-	-	-	-	-	-	-
Financial Assets Measured at Fair Value through Other Comprehensive Income	-	-	-	-	-	-	-	-
Loans	-	-	36	134,186	222,319	-	-	356,541
Financial Assets Measured at Amortized Cost	-	219,663	396,959	230,413	-	-	-	847,035
Other Assets (*)	-	-	-	-	-	-	55,419	55,419
Total assets	121,616	901,383	396,995	364,599	222,319	-	55,419	2,062,331
Liabilities								
Bank Deposits	-	-	-	-	-	-	-	-
Other Deposits	54,229	134,132	-	-	-	-	-	188,361
Funds Borrowed from Other Financial Institutions	-	-	7	23,788	59,470	-	-	83,265
Interbank Money Market	-	-	-	-	-	-	-	-
Marketable Securities Issued	-	-	-	-	-	-	-	-
Other Liabilities (**)	-	-	-	-	-	-	1,790,705	1,790,705
Total Liabilities	54,229	134,132	7	23,788	59,470	-	1,790,705	2,062,331
Net Liquidity Gap	67,387	767,251	396,988	340,811	162,849	-	(1,735,286)	-
Net Off-Balance Sheet Position	-	-	-	(41,428)	(62,145)	-	-	(103,573)
Financial Derivative Assets	-	-	-	67,114	100,669	-	-	167,783
Financial Derivative Liabilities	-	-	-	108,542	162,814	-	-	271,356
Non-Cash Loans	14,653	293,064	74,242	197,509	245,594	877,869	-	1,702,931

(*) Certain assets on the balance sheet that are necessary for the banking operations but not convertible into cash in the short term such as tangible assets and prepaid expenses are included in this column.

(**) Shareholders' equity, provisions and unallocated part of sundry creditors are classified in other liabilities in unallocated column.

BANK OF CHINA TURKEY A.Ş.

NOTES TO UNCONSOLIDATED FINANCIAL STATEMENTS AS OF MARCH 31, 2021

(Amounts expressed in thousands of Turkish Lira (TL) unless otherwise indicated)

INFORMATION ON FINANCIAL POSITION AND RISK MANAGEMENT (Continued)

V. EXPLANATIONS ON LIQUIDITY RISK AND LIQUIDITY COVERAGE RATIO (Continued)

Prior Period 31.12.2020								
Assets	Demand	Up to 1 Month	1-3 Months	3-12 Months	1-5 Years	5 Years and Over	Unallocated	Total
Cash (Cash in TL, Cash in Foreign Currency, Cash in Transit, Cheques Purchased) and Balances with the Central Bank of Turkey	28,778	14,620	-	-	-	-	-	43,398
Banks	80,792	631,993	-	-	-	-	-	712,785
Financial Assets at Fair Value Through Profit or Loss	-	-	-	-	-	-	-	-
Interbank Money Market Placements	-	-	-	-	-	-	-	-
Financial Assets Measured at Fair Value through Other Comprehensive Income	-	-	-	-	-	-	-	-
Loans	-	55,154	207,139	61,246	266,181	-	-	589,720
Financial Assets Measured at Amortized Cost	-	-	372,546	241,757	-	-	-	614,303
Other Assets (*)	-	-	-	-	-	-	44,268	44,268
Total assets	109,570	701,767	579,685	303,003	266,181	-	44,268	2,004,474
Liabilities								
Bank Deposits	-	-	-	-	-	-	-	-
Other Deposits	52,728	151,461	-	-	-	-	-	204,189
Funds Borrowed from Other Financial Institutions	-	-	9	10,599	63,595	-	-	74,203
Interbank Money Market	-	-	-	-	-	-	-	-
Marketable Securities Issued	-	-	-	-	-	-	-	-
Other Liabilities (**)	-	-	-	-	-	-	1,726,082	1,726,082
Total Liabilities	52,728	151,461	9	10,599	63,595	-	1,726,082	2,004,474
Net Liquidity Gap	56,842	550,306	579,676	292,404	202,586	-	(1,681,814)	-
Net Off-Balance Sheet Position	-	(17,090)	-	(17,090)	(68,360)	-	-	(102,540)
Financial Derivative Assets	-	33,557	-	33,557	134,226	-	-	201,340
Financial Derivative Liabilities	-	50,647	-	50,647	202,586	-	-	303,880
Non-Cash Loans	13,675	-	111,291	463,981	272,471	664,471	-	1,525,889

(*) Certain assets on the balance sheet that are necessary for the banking operations but not convertible into cash in the short term such as tangible assets and prepaid expenses are included in this column.

(**) Shareholders' equity, provisions and unallocated part of sundry creditors classified in other liabilities in unallocated column.

BANK OF CHINA TURKEY A.Ş.

NOTES TO UNCONSOLIDATED FINANCIAL STATEMENTS AS OF MARCH 31, 2021

(Amounts expressed in thousands of Turkish Lira (TL) unless otherwise indicated)

INFORMATION ON FINANCIAL POSITION AND RISK MANAGEMENT (Continued)

V. EXPLANATIONS ON LIQUIDITY RISK AND LIQUIDITY COVERAGE RATIO (Continued)

Liquidity coverage ratio:

The liquidity coverage ratio is calculated by dividing the high-quality liquid assets to the Bank's net cash outflows in the next 30 days period. Important balance sheet items that determine the ratio are required reserves held by the CBRT, corporate deposits and receivables from banks. These items have higher impact on the liquidity coverage ratio than the other items due to high share of liquid assets and net cash outflows, higher rate of consideration and variability.

Current Period 31.03.2021		Total Unweighted Value (Average)(*)		Total Weighted Value (Average)(*)	
High-Quality Liquid Assets		TL+FC	FC	TL+FC	FC
1	Total high-quality liquid assets (HQLA)			667,525	42,430
Cash Outflows					
2	Retail deposits and deposits from small business customers, of which:	-	-	-	-
3	Stable deposits	-	-	-	-
4	Less stable deposits	-	-	-	-
5	Unsecured wholesale funding, of which:	196,946	42,745	81,017	17,611
6	Operational deposits	-	-	-	-
7	Non-operational deposits	193,215	41,890	77,286	16,756
8	Unsecured funding	3,731	855	3,731	855
9	Secured wholesale funding	-	-	-	-
10	Other cash outflows of which:	-	-	-	-
11	Outflows related to derivative exposures and other collateral requirements	11,696	4,191	11,696	4,191
12	Outflows related to restructured financial instruments	-	-	-	-
13	Payment commitments and other off-balance sheet commitments granted for debts to financial markets	-	-	-	-
14	Other revocable off-balance sheet commitments and contractual obligations	-	-	-	-
15	Other irrevocable or conditionally revocable off-balance sheet obligations	59,766	59,766	8,468	8,468
16	Total Cash Outflows			101,181	30,270
Cash Inflows					
17	Secured receivables	-	-	-	-
18	Unsecured receivables	683,955	72,098	683,955	72,098
19	Other cash inflows	1,145	-	1,145	-
20	Total Cash Inflows	685,100	72,098	685,100	72,098
21	Total HQLA			667,525	42,430
22	Total Net Cash Outflows			25,356	7,058
23	Liquidity Coverage Ratio (%)			3,237	703

(*) The arithmetic average of the last three months weekly-unconsolidated Liquidity Coverage Ratios are used.

BANK OF CHINA TURKEY A.Ş.

NOTES TO UNCONSOLIDATED FINANCIAL STATEMENTS AS OF MARCH 31, 2021

(Amounts expressed in thousands of Turkish Lira (TL) unless otherwise indicated)

INFORMATION ON FINANCIAL POSITION AND RISK MANAGEMENT (Continued)

V. EXPLANATIONS ON LIQUIDITY RISK AND LIQUIDITY COVERAGE RATIO (Continued)

Liquidity coverage ratio:

Prior Period 31.12.2020		Total Unweighted Value (Average)(*)		Total Weighted Value (Average)(*)	
High-Quality Liquid Assets		TL+FC	FC	TL+FC	FC
1	Total high-quality liquid assets (HQLA)			616,299	74,940
Cash Outflows					
2	Retail deposits and deposits from small business customers, of which:	-	-	-	-
3	Stable deposits	-	-	-	-
4	Less stable deposits	-	-	-	-
5	Unsecured wholesale funding, of which:	239,742	98,151	99,801	39,580
6	Operational deposits	-	-	-	-
7	Non-operational deposits	233,235	97,618	93,294	39,047
8	Unsecured funding	6,507	533	6,507	533
9	Secured wholesale funding	-	-	-	-
10	Other cash outflows of which:	-	-	-	-
11	Outflows related to derivative exposures and other collateral requirements	7,968	3,961	7,968	3,961
12	Outflows related to restructured financial instruments	-	-	-	-
13	Payment commitments and other off-balance sheet commitments granted for debts to financial markets	-	-	-	-
14	Other revocable off-balance sheet commitments and contractual obligations	-	-	-	-
15	Other irrevocable or conditionally revocable off-balance sheet obligations	-	-	-	-
16	Total Cash Outflows			107,769	43,541
Cash Inflows					
17	Secured receivables	-	-	-	-
18	Unsecured receivables	762,488	77,477	762,488	77,477
19	Other cash inflows	-	-	-	-
20	Total Cash Inflows	762,488	77,477	762,488	77,477
				Values applied upper limit	
21	Total HQLA			616,299	74,940
22	Total Net Cash Outflows			40,011	33,892
23	Liquidity Coverage Ratio (%)			1.844	358

(*) The arithmetic average of the last three months weekly-unconsolidated Liquidity Coverage Ratios are used.

BANK OF CHINA TURKEY A.Ş.**NOTES TO UNCONSOLIDATED FINANCIAL STATEMENTS
AS OF MARCH 31, 2021**

(Amounts expressed in thousands of Turkish Lira (TL) unless otherwise indicated)

INFORMATION ON FINANCIAL POSITION AND RISK MANAGEMENT (Continued)**V. EXPLANATIONS ON LIQUIDITY RISK AND LIQUIDITY COVERAGE RATIO
(Continued)**

Liquidity coverage ratios are calculated on a weekly and monthly basis as of January 1, 2015 in accordance with the "Regulation on Calculation of the Liquidity Coverage Ratio of Banks" published in the Official Gazette No. 28948 dated March 21, 2014 and are subject to legal reporting. Liquidity coverage ratio must be at least 80% for foreign currency assets and liabilities for 2020, and at least 100% for total assets and liabilities. The dates and values of the lowest and highest foreign currency and total unconsolidated liquidity coverage ratios calculated weekly for the last three months are explained in the table below:

Current Period 31.03.2021					
	Highest	Date	Lowest	Date	Average
TL+FC	6,391	February 5, 2021	1,458	February 19, 2021	3,237
FC	1,259	February 12, 2021	152	March 26, 2021	703
Prior Period 31.12.2020					
	Highest	Date	Lowest	Date	Average
TL+FC	3,340	November 27, 2020	869	November 6, 2020	1,844
FC	834	December 18, 2020	87	October 30, 2020	358

VI. EXPLANATIONS ON LEVERAGE RATIO

The leverage ratio calculated by the Bank in accordance with the "Regulation on Measurement and Evaluation of Leverage Level of Banks" is 43.85% (December 31, 2020: 43.05%). This rate is above the minimum rate, and the regulation stipulated the minimum leverage rate as 3%.

The table of leverage ratio calculated in accordance with the Regulation on Assessment and Calculation of Banks' Leverage ratio published in the Official Gazette numbered 28812 and dated November 5, 2013 shown below.

	Current Period 31.03.2021 (*)	Prior Period 31.12.2020 (*)
1 Balance sheet items (excluding derivative financial instruments and credit derivatives but including collaterals)	2,044,956	2,052,862
2 (Assets deducted in determining Tier 1 capital)	26,688	32,314
3 Total balance sheet risks (sum of lines 1 and 2)	2,018,268	2,020,548
Derivative financial instruments and credit derivatives		
4 Replacement cost associated with all derivative financial instruments and credit derivatives	-	-
5 Potential credit risk associated with all derivative financial instruments and credit derivatives	8,389	10,067
6 Total risks of derivative financial instruments and credit derivatives (sum of lines 4 to 5)	8,389	10,067
Securities or commodity financing transactions (SCFT)		
7 Risks from SCFT assets (except for on-balance sheet)	-	-
8 Risks from brokerage activities related exposures	-	-
9 Total risks related with securities or commodity financing transactions (sum of lines 7 to 8)	-	-
Off-balance sheet transactions		
10 Gross notional amounts of off-balance sheet transactions	1,587,482	1,574,375
11 (Adjustments for conversion to credit equivalent amounts)	-	-
12 Total risks of off-balance sheet items (sum of lines 10 and 11)	1,587,482	1,574,375
Capital and total risks		
13 Tier 1 capital	1,583,681	1,548,767
14 Total risks (sum of lines 3, 6, 9 and 12)	3,614,139	3,604,990
15 Leverage ratio	43.85	43.05

(*) Represents yearly weighted average amounts.

BANK OF CHINA TURKEY A.Ş.

NOTES TO UNCONSOLIDATED FINANCIAL STATEMENTS AS OF MARCH 31, 2021

(Amounts expressed in thousands of Turkish Lira (TL) unless otherwise indicated)

INFORMATION ON FINANCIAL POSITION AND RISK MANAGEMENT (Continued)

VII. EXPLANATIONS ON SECURITIZATION POSITIONS

None.

VIII. EXPLANATIONS ON RISK MANAGEMENT

Footnotes and related explanations are given in this section prepared based on “Communiqué on Public Disclosures Regarding to Banks Risk Management” published in Official Gazette No. 29511 at October 23, 2015 and became effective as of March 31, 2016. Based on this communique, the tables, which are to be prepared according to Internal rating-based (IRB) approach must be presented on quarterly basis, are not presented because standard approach is used in calculation of the Bank’s capital adequacy.

1. Explanations on Risk Management and Risk Weighted Assets

1.1. Bank’s Risk Management Approach

Risk management covers the measurement and monitoring of risks, the control and reporting of risks within certain limits. These activities are carried out by the Risk Management, directly reporting to Internal Systems Officer. The Risk Management function is independent from the executive units and fulfils its responsibilities to the Board of Directors through the Audit Committee and the Risk Committee.

Policies and procedures related to each of the quantifiable risks such as General Risk Policy, Market Risk, Liquidity Risk, Operational Risk have been formed and identified for approval and measurement and control of the risks that the Bank may be exposed to due to its activities and approved by the Board of Directors. Furthermore, the Bank has also Reputational Risk Policy,

Credit and operational risk constitute the main risk factors in terms of the types of risks the Bank is exposed to.

For these risks, written limits, early warning thresholds and risk appetite indicators were determined by the General Risk Limit Policy and approved by the Board of Directors.

The Internal Capital Adequacy Assessment Procedure for the determination of the internal capital requirements and the adequacy of the Bank was approved by the Board of Directors.

Risk appetite and limits are reviewed regularly by the Internal Systems Officer, Risk Management Director, Risk Committee and the Bank’s top management in a manner not to exceed the legal limits stated in the legislation and if deemed necessary, re-determined with the approval of the Board of Directors.

Risks are measured according to international and local regulations, the Bank’s policies and procedures, using methods accepted in international practices appropriate to the Bank’s structure, stress tests and scenario analyses are conducted and reported regularly to senior management, Risk Committee and the Board of Directors. Risk measurements are included in the Bank’s decision-making processes.

The risk reports prepared for assessing the risks of the Bank are regularly shared with the Board of Directors and senior management. Within the scope of the reports; information on compliance with the limits and risk appetite indicators defined on the basis of each type of risk, results related to capital adequacy and results of stress tests.

BANK OF CHINA TURKEY A.Ş.

NOTES TO UNCONSOLIDATED FINANCIAL STATEMENTS AS OF MARCH 31, 2021

(Amounts expressed in thousands of Turkish Lira (TL) unless otherwise indicated)

INFORMATION ON FINANCIAL POSITION AND RISK MANAGEMENT (Continued)

VIII. EXPLANATIONS ON RISK MANAGEMENT (Continued)

1. Explanations on Risk Management and Risk Weighted Assets (Continued)

1.2. Overview of Risk Weighted Amounts

		Risk Weighted Amounts		Minimum Capital Liability	
		Current Period 31.03.2021	Prior Period 31.12.2020	Current Period 31.03.2021	Prior Period 31.12.2020
1	Credit risk (excluding counterparty credit risk) (CCR)	1,913,129	1,974,383	153,050	157,951
2	Standardized approach (SA)	1,913,129	1,974,383	153,050	157,951
3	Internal rating-based (IRB) approach	-	-	-	-
4	Counterparty credit risk	5,234	6,922	419	554
5	Standardized approach for counterparty credit risk (SACCR)	5,234	6,922	419	554
6	Internal Model method (IMM)	-	-	-	-
7	Basic risk weight approach to internal models equity position in the banking account	-	-	-	-
8	Investments made in collective investment companies –look– through approach	-	-	-	-
9	Investments made in collective investment companies –mandate-based approach	-	-	-	-
10	Investments made in collective investment companies -% 1250 weighted risk approach	-	-	-	-
11	Settlement risk	-	-	-	-
12	Securitization positions in banking accounts	-	-	-	-
13	IRB ratings-based approach (RBA)	-	-	-	-
14	IRB supervisory formula approach (SFA)	-	-	-	-
15	SA/simplified supervisory Formula Approach (SSFA)	-	-	-	-
16	Market risk	46,808	34,533	3,745	2,763
17	Standardized approach (SA)	46,808	34,533	3,745	2,763
18	Internal model approaches (IMM)	-	-	-	-
19	Operational risk	461,699	497,260	36,936	39,781
20	Basic indicator approach	461,699	497,260	36,936	39,781
21	Standard approach	-	-	-	-
22	Advanced measurement approach	-	-	-	-
23	The amount of the discount threshold under the equity (subject to a 250% risk weight)	-	-	-	-
24	Floor Adjustments	-	-	-	-
25	Total (1+4+7+8+9+10+11+12+16+19+23+24)	2,426,870	2,513,098	194,150	201,049

BANK OF CHINA TURKEY A.Ş.

NOTES TO UNCONSOLIDATED FINANCIAL STATEMENTS AS OF MARCH 31, 2021

(Amounts expressed in thousands of Turkish Lira (TL) unless otherwise indicated)

SECTION FIVE

EXPLANATIONS AND NOTES ON THE UNCONSOLIDATED FINANCIAL STATEMENTS

I. EXPLANATIONS AND DISCLOSURES RELATED TO ASSETS

1. Information on cash and balances with the Central Bank of Turkey

1.1. Information on cash and cash equivalents

	Current Period		Prior Period	
	TL	FC	TL	FC
Cash in TL /Foreign Currency	-	-	-	-
Balances with the Central Bank of Turkey	10,831	57,281	6,309	37,089
Other	-	-	-	-
Total	10,831	57,281	6,309	37,089

1.2. Information related to account of Central Bank of Turkey

	Current Period		Prior Period	
	TL	FC	TL	FC
Unrestricted Demand Deposits	10,831	42,394	6,309	22,589
Unrestricted Time Deposits	-	-	-	-
Restricted Time Deposits	-	14,887	-	14,500
Total	10,831	57,281	6,309	37,089

According to the CBRT's "Communiqué on Required Reserves No. 2013/15", the Bank establishes a reserve requirement at the CBRT for Turkish currency and foreign currency liabilities. According to the "Communiqué on Required Reserves" at the CBRT, Turkish Lira can be kept in USD, EUR and standard gold. According to the principles of communiqué No. 2019/19 dated December 9, 2019, the CBRT pays interest to banks that provide credit growth for Turkish Lira required reserves. This practice has been terminated according to the CBRT's notification numbered 2417 dated December 10, 2020.

As of March 31, 2021, valid rates for required reserves established in the CBRT are between 3% and 8% according to the maturity structure in Turkish currency (December 31, 2020: between 1% and 6%); in foreign currency, 5% to 21% depending on the maturity structure range (December 31, 2020: 5% to 21%).

2. Information on financial assets at fair value through profit or loss

2.1. Information on financial assets at fair value through profit or loss subject to repurchase agreement

As of March 31, 2021, there are no financial assets at fair value through profit or loss subject to repurchase agreement (December 31, 2020: None).

As of March 31, 2021, the Bank does not have any collateral assets in exchange for Istanbul Stock Exchange (December 31, 2020: None).

2.2. Positive differences related to financial assets at fair value through profit or loss

None (December 31, 2020: None).

BANK OF CHINA TURKEY A.Ş.**NOTES TO UNCONSOLIDATED FINANCIAL STATEMENTS
AS OF MARCH 31, 2021**

(Amounts expressed in thousands of Turkish Lira (TL) unless otherwise indicated)

**EXPLANATIONS AND NOTES ON THE UNCONSOLIDATED FINANCIAL STATEMENTS
(Continued)****I. EXPLANATIONS AND DISCLOSURES RELATED TO ASSETS (Continued)****3. Positive differences related to derivative financial assets**

None (December 31, 2020: None).

4. Information on Banks**4.1. Information on Banks and Other Financial Institutions**

	Current Period		Prior Period	
	TL	FC	TL	FC
Banks	669,563	65,661	635,643	77,142
<i>Domestic</i>	669,563	3,135	635,643	1,261
<i>Foreign</i>	-	62,526	-	75,881
<i>Foreign head-offices and branches</i>	-	-	-	-
Total	669,563	65,661	635,643	77,142

4.2. Expected credit losses for cash and cash equivalents

Current Period	Stage 1	Stage 2	Stage 2	Total
Balances at End of Prior Period	700	-	-	700
Additions during the Period	310	-	-	310
Disposal	(289)	-	-	(289)
Transfer to Stage 1	-	-	-	-
Transfer to Stage 2	-	-	-	-
Transfer to Stage 3	-	-	-	-
Foreign Currency Differences	-	-	-	-
Balances at End of Period	721	-	-	721

5. Information on Financial Assets Valued at Fair value Through Other Comprehensive Income**5.1. Financial assets valued at fair value through other comprehensive income subject to repurchase agreements and provided as collateral/blocked**

As of March 31, 2021, there are no financial assets at fair value through other comprehensive income subject to repurchase agreement (December 31, 2020: None). As of March 31, 2021, there are no financial assets given as collateral/blocked (December 31, 2020: None).

5.2. Information on Financial Assets Measured at Fair value Through Other Comprehensive Income

None (December 31, 2020: None).

6. Information on Loans**6.1. Information on all types of loans and advances given to shareholders and employees of the Bank**

None (December 31, 2020: None).

BANK OF CHINA TURKEY A.Ş.**NOTES TO UNCONSOLIDATED FINANCIAL STATEMENTS
AS OF MARCH 31, 2021**

(Amounts expressed in thousands of Turkish Lira (TL) unless otherwise indicated)

**EXPLANATIONS AND NOTES ON THE UNCONSOLIDATED FINANCIAL STATEMENTS
(Continued)****I. EXPLANATIONS AND DISCLOSURES RELATED TO ASSETS (continued)****6. Information on Loans (Continued)****6.2. Information on the first and second group loans and other receivables including rescheduled or restructured loans**

Cash Loans	Standard Loans and Other Receivables	Loans and Other Receivables Under Close Monitoring		
		Loans and Receivables Not Subject to Restructuring	Restructured Loans and Receivables	
			Loans and Receivables with Revised Contract Terms	Re-finance
Non-Specialized Loans	356,541	-	-	-
Loans Given to Enterprises	-	-	-	-
Export Loans	-	-	-	-
Import Loans	-	-	-	-
Loans Given to Financial Sector	-	-	-	-
Consumer Loans	-	-	-	-
Credit Cards	-	-	-	-
Other	356,541	-	-	-
Specialized Loans	-	-	-	-
Other Loans	-	-	-	-
Total	356,541	-	-	-

Expected Credit Losses	Standard Loans	Loans Under Close Monitoring
12 Months Expected Credit Loss	5,384	-
Significant Increase in Credit Risk	-	-
Total	5,384	-

6.3. Information on consumer loans, individual credit cards, personnel loans and personnel credit cards

None (December 31, 2020: None).

6.4. Information on commercial installment loans and corporate credit cards

None (December 31, 2020: None).

6.5. Loans according to types of borrowers

	Current Period	Prior Period
Public	-	-
Private	356,541	589,720
Total	356,541	589,720

BANK OF CHINA TURKEY A.Ş.

NOTES TO UNCONSOLIDATED FINANCIAL STATEMENTS AS OF MARCH 31, 2021

(Amounts expressed in thousands of Turkish Lira (TL) unless otherwise indicated)

EXPLANATIONS AND NOTES ON THE UNCONSOLIDATED FINANCIAL STATEMENTS (Continued)

I. EXPLANATIONS AND DISCLOSURES RELATED TO ASSETS (Continued)

6. Information on Loans (Continued)

6.6. Distribution of domestic and foreign loans

	Current Period	Prior Period
Domestic Loans	356,541	589,720
Foreign Loans	-	-
Total	356,541	589,720

6.7. Loans given to associates and subsidiaries

None (December 31, 2020: None).

6.8. Credit-Impaired Losses Stage III Provisions

None (December 31, 2020: None).

6.9. Explanations on non-performing loans

None (December 31, 2020: None).

6.10. Liquidation policies for uncollectible loans and other receivables

For the unrecoverable non-performing loans under legal follow-up, the loan quality, collateral quality, bona fide of the debtor and assessment of the emergency of legal follow-up are considered, before applying the best practice for unrecoverable non-performing loans under legal follow up. The bank prefers to liquidate the risk through negotiations with the debtors. If this cannot be possible, then the Bank starts the legal procedures for the liquidation of the risk. Ongoing legal follow-up procedures do not prevent negotiations with the debtors. An agreement is made with the debtor at all stage of the negotiations for the liquidation of the risk.

6.11. Explanations on write-off policy

In order to ensure the collection and liquidation of the Bank's receivables, which are given legal follow-up instructions due to the loss of credit worthiness, the subjects such as the quality of the loan, the condition of the loan, the good will of the debtor and the urgency of the follow-up are determined and the most appropriate action style is determined. Although the elimination of the risk is preferred through the administrative interventions and negotiations in the debtors, the liquidation method of the receivable is used by directly initiating legal follow-up procedures. However, the fact that legal proceedings have been initiated does not mean that administrative interviews have ended. An agreement can be made with the debtor regarding the liquidation of the Bank's receivables at each stage, if it is agreed.

BANK OF CHINA TURKEY A.Ş.**NOTES TO UNCONSOLIDATED FINANCIAL STATEMENTS
AS OF MARCH 31, 2021**

(Amounts expressed in thousands of Turkish Lira (TL) unless otherwise indicated)

**EXPLANATIONS AND NOTES ON THE UNCONSOLIDATED FINANCIAL STATEMENTS
(Continued)****I. EXPLANATIONS AND DISCLOSURES RELATED TO ASSETS (Continued)****6. Information on Loans (Continued)****6.12. Explanations on expected credit losses for loans**

Current Period	Stage 1	Stage 2	Stage 3	Total
Balances at End of Prior Period	5,684	-	-	5,684
Additions during the Period	-	-	-	-
Disposal	(556)	-	-	(556)
Debt Sale	-	-	-	-
Write-offs	-	-	-	-
Transfer to Stage 1	-	-	-	-
Transfer to Stage 2	-	-	-	-
Transfer to Stage 3	-	-	-	-
Foreign Currency Differences	256	-	-	256
Balances at End of Period	5,384	-	-	5,384

6.13. Information on interest accruals, rediscounts, valuation differences and their provisions calculated for non-performing loans in accordance with TFRS 9

None (December 31, 2020: None).

7. Information on financial assets measured at amortized cost**7.1. Information on financial assets that are subject to repo transactions and are given as collateral / blocked, and measured financial assets**

There are no financial assets subject to repurchase agreements in the current Period (December 31, 2020: None). As of March 31, 2021, the Bank does not have securities given as collateral (December 31, 2020: None).

7.2. Information on government debt securities measured at amortized cost

	Current Period	Prior Period
Government Bond	847,035	614,303
Treasury Bonds	-	-
Other Public Debt Securities	-	-
Total	847,035	614,303

7.3. Information on investments measured at amortized cost

	Current Period	Prior Period
Debt Securities	847,035	614,303
<i>Quoted at Stock Exchange</i>	<i>847,035</i>	<i>614,303</i>
<i>Unquoted at Stock Exchange</i>	-	-
Value Increases/Impairment Losses (-)	-	-
Total	847,035	614,303

BANK OF CHINA TURKEY A.Ş.**NOTES TO UNCONSOLIDATED FINANCIAL STATEMENTS
AS OF MARCH 31, 2021**

(Amounts expressed in thousands of Turkish Lira (TL) unless otherwise indicated)

**EXPLANATIONS AND NOTES ON THE UNCONSOLIDATED FINANCIAL STATEMENTS
(Continued)****I. EXPLANATIONS AND DISCLOSURES RELATED TO ASSETS (Continued)****7. Information on financial assets measured at amortized cost (Continued)****7.4. Movements of investments measured at amortized cost during the year**

	Current Period	Prior Period
Opening balance	614,303	329,421
Foreign exchange differences in monetary assets	-	-
Purchases during the year	596,695	664,912
Disposals through Sales and Redemptions	(363,963)	(380,030)
Value decrease equivalent	-	-
Period end balance	847,035	614,303

7.5. Explanations on expected credit losses for financial assets measured at amortised cost

Current Period	Stage 1	Stage 2	Stage 2	Total
Balances at End of Prior Period	20	-	-	20
Additions during the Period	29	-	-	29
Disposal	(16)	-	-	(16)
Transfer to Stage 1	-	-	-	-
Transfer to Stage 2	-	-	-	-
Transfer to Stage 3	-	-	-	-
Foreign Currency Differences	-	-	-	-
Balances at End of Period	33	-	-	33

8. Information on associates

The Bank has no associates as of March 31, 2021 (December 31, 2020: None).

9. Information on subsidiaries (net)

The Bank has no subsidiaries as of March 31, 2021 (December 31, 2020: None).

10. Information on entities under common control (Joint Ventures)

The Bank does not have investments in entities under common control as of March 31, 2021 (December 31, 2020: None).

11. Information on lease receivables

The Bank does not have lease receivables as of March 31, 2021 (December 31, 2020: None).

12. Information on derivative financial assets held for hedging purposes

There are no derivative financial instruments for hedging purposes (December 31, 2020: None).

13. Information on tangible assets

Not prepared in compliance with the Article 25 of the communiqué "Financial Statements and Related Disclosures and Footnotes to be Announced to Public by Banks."

BANK OF CHINA TURKEY A.Ş.**NOTES TO UNCONSOLIDATED FINANCIAL STATEMENTS
AS OF MARCH 31, 2021**

(Amounts expressed in thousands of Turkish Lira (TL) unless otherwise indicated)

**EXPLANATIONS AND NOTES ON THE UNCONSOLIDATED FINANCIAL STATEMENTS
(Continued)****I. EXPLANATIONS AND DISCLOSURES RELATED TO ASSETS (Continued)****14. Information on intangible assets**

Not prepared in compliance with the Article 25 of the communiqué "Financial Statements and Related Disclosures and Footnotes to be Announced to Public by Banks."

15. Information on investment properties (net)

None (December 31, 2020: None).

16. Information on current tax assets

None (December 31, 2020: None).

17. Information on Deferred Tax asset

For taxable temporary differences arising between the book value of an asset or liability and its tax base determined in accordance with the tax legislation, the Bank will obtain financial profit that can be deducted in the following periods according to the provisions of "TAS 12 - Income Taxes", BRSA's explanations and circulars and tax legislation, calculates deferred tax on deductible temporary differences, to the extent possible.

As of March 31, 2021, net deferred tax assets amounted to TL 28,350 (December 31, 2020: TL 24,184) has been reflected in the financial statements of the Bank after netting the deferred tax asset amounting to TL 29,464 (December 31: 2020: TL 25,647) and the tax liability amounting to TL 1,114 (December 31, 2020: TL 1,463).

Current and prior period deferred tax assets and liabilities movements are as follows:

	Current Period	
	Deferred Tax	Deferred Tax
	Base	Asset/ (Liability)
Retirement Pay and Unused Vacation Provision	1,125	225
Bonus Provision	7,783	1,557
Tangible Assets Amortization Differences	(1,747)	(349)
Differences Arising from Market Value of Derivative Financial Instruments	115,332	23,066
Commission charged in advance	9,037	1,807
MTM – SL securities interest difference	(3,827)	(765)
Expected Credit Loss According to TFRS 9	11,347	2,269
MTM-TFRS16 difference	2,656	531
MTM-TFRS difference for interest income/expense	44	9
Total	141,750	28,350

BANK OF CHINA TURKEY A.Ş.**NOTES TO UNCONSOLIDATED FINANCIAL STATEMENTS
AS OF MARCH 31, 2021**

(Amounts expressed in thousands of Turkish Lira (TL) unless otherwise indicated)

**EXPLANATIONS AND NOTES ON THE UNCONSOLIDATED FINANCIAL STATEMENTS
(Continued)****I. EXPLANATIONS AND DISCLOSURES RELATED TO ASSETS (Continued)****17. Information on Deferred Tax asset (Continued)**

	Prior Period Deferred Tax Base	Deferred Tax Asset/ (Liability)
Retirement Pay and Unused Vacation Provision	888	178
Bonus Provision	5,747	1,149
Tangible Assets Amortization Differences	(2,013)	(403)
Differences Arising from Market Value of Derivative Financial Instruments	97,039	19,408
Commission charged in advance	10,174	2,035
MTM – SL securities interest difference	(5,301)	(1,060)
Other	14,384	2,877
Total	120,918	24,184

18. Information on assets held for sale and non-current assets related to discontinued operations

None (December 31, 2020: None).

19. If the other assets item of the balance sheet exceeds 10% of the total balance sheet excluding commitments in the off-balance sheet accounts, the names and amounts of the sub-accounts constituting at least 20% of the balance sheet

Other assets do not exceed 10% of total assets excluding the off-balance sheet items (December 31, 2020: None).

II. EXPLANATIONS AND DISCLOSURES RELATED TO LIABILITIES**1. Information on deposits****1.1. Information on maturity structure of deposits**

Current Period	Demand	7 Days' Notice	Up to 1 Month	1-3 Months	3-6 Months	6- 1 Year	1 Year and Over	Cumulativ e Deposit	Total
Saving Deposits	-	-	-	-	-	-	-	-	-
Foreign Currency Deposits	52,357	-	-	-	-	-	-	-	52,357
Residents in Turkey	52,357	-	-	-	-	-	-	-	52,357
Residents Abroad	-	-	-	-	-	-	-	-	-
Public Sector Deposits	-	-	-	-	-	-	-	-	-
Commercial Deposits	1,872	-	134,132	-	-	-	-	-	136,004
Other Ins, Deposits	-	-	-	-	-	-	-	-	-
Precious Metal Deposits	-	-	-	-	-	-	-	-	-
Interbank Deposits	-	-	-	-	-	-	-	-	-
Central Bank of Turkey	-	-	-	-	-	-	-	-	-
Domestic Banks	-	-	-	-	-	-	-	-	-
Foreign Banks	-	-	-	-	-	-	-	-	-
Special Finan. Inst.	-	-	-	-	-	-	-	-	-
Other	-	-	-	-	-	-	-	-	-
Total	54,229	-	134,132	-	-	-	-	-	188,361

BANK OF CHINA TURKEY A.Ş.**NOTES TO UNCONSOLIDATED FINANCIAL STATEMENTS
AS OF MARCH 31, 2021**

(Amounts expressed in thousands of Turkish Lira (TL) unless otherwise indicated)

**EXPLANATIONS AND NOTES ON THE UNCONSOLIDATED FINANCIAL STATEMENTS
(Continued)****II. EXPLANATIONS AND DISCLOSURES RELATED TO LIABILITIES (Continued)**

Prior Period	Demand	7 Days' Notice	Up to 1 Month	1-3 Months	3-6 Months	6-1 Year	1 Year and Over	Cumulative Deposit	Total
Saving Deposits	-	-	-	-	-	-	-	-	-
Foreign Currency Deposits	52,680	50,649	100,812	-	-	-	-	-	204,141
Residents in Turkey	52,680	50,649	100,812	-	-	-	-	-	204,141
Residents Abroad	-	-	-	-	-	-	-	-	-
Public Sector Deposits	-	-	-	-	-	-	-	-	-
Commercial Deposits	48	-	-	-	-	-	-	-	48
Other Ins. Deposits	-	-	-	-	-	-	-	-	-
Precious Metal Deposits	-	-	-	-	-	-	-	-	-
Interbank Deposits	-	-	-	-	-	-	-	-	-
Central Bank of Turkey	-	-	-	-	-	-	-	-	-
Domestic Banks	-	-	-	-	-	-	-	-	-
Foreign Banks	-	-	-	-	-	-	-	-	-
Special Finan. Inst.	-	-	-	-	-	-	-	-	-
Other	-	-	-	-	-	-	-	-	-
Total	52,728	50,649	100,812	-	-	-	-	-	204,189

1.2. Information on saving deposits under insurance**1.2.1. Amounts exceeding the insurance limit**

None (December 31, 2020: None).

1.3. Saving deposits that are not under the guarantee of deposit insurance fund

There are no saving deposits that are not under the guarantee of deposit insurance fund as of March 31, 2021 (December 31, 2020: None).

2. Information on derivative financial liabilities**2.1. Negative differences table related to derivative financial liabilities**

	Current Period		Prior Period	
	TL	FC	TL	FC
Forward Transactions	-	-	-	-
Swap Transactions	108,201	-	79,019	-
Futures Transactions	-	-	-	-
Options	-	-	-	-
Other	-	-	-	-
Total	108,201	-	79,019	-

BANK OF CHINA TURKEY A.Ş.

NOTES TO UNCONSOLIDATED FINANCIAL STATEMENTS AS OF MARCH 31, 2021

(Amounts expressed in thousands of Turkish Lira (TL) unless otherwise indicated)

EXPLANATIONS AND NOTES ON THE UNCONSOLIDATED FINANCIAL STATEMENTS (Continued)

II. EXPLANATIONS AND DISCLOSURES RELATED TO LIABILITIES (Continued)

3. Information on borrowings

3.1. Banks and other financial institution

	Current Period		Prior Period	
	TL	FC	TL	FC
CBRT Borrowings	-	-	-	-
From domestic Banks and Institutions	-	-	-	-
From Foreign Banks, Institutions and Funds	-	83,265	-	74,203
Total	-	83,265	-	74,203

3.2. Maturity structure of borrowings

	Current Period		Prior Period	
	TL	FC	TL	FC
Short-term	-	-	-	-
Medium and Long-term	-	83,265	-	74,203
Total	-	83,265	-	74,203

4. If the foreign liabilities of the balance exceed 10% of the total balance sheet excluding the penalty and off-balance sheet commitments, the names and amounts of the sub-accounts constituting at least 20%

Other foreign liabilities do not exceed 10% of the balance sheet total (December 31, 2020: Not exceeding).

5. Information on Lease Obligations

5.1. Criteria used in the determination of lease installments in the finance lease contracts, renewal and purchase options, restrictions, and significant burdens imposed on the bank on such contracts

The Bank does not have any financial lease agreement (December 31, 2020: None).

5.2. Detailed explanation of contract amendments and new obligations of these amendments to the Bank

The Bank does not have any financial lease agreement (December 31, 2020: None).

5.3. Information on lease liabilities

As of March 31, 2021, total net lease liability amount of the Bank is TL 21,588 (December 31, 2020: TL 20,010).

5.4. Information on “Sale -and- lease back” agreements

The Bank does not have any sale-and-lease back transactions in the current Period (December 31, 2020: None).

BANK OF CHINA TURKEY A.Ş.

NOTES TO UNCONSOLIDATED FINANCIAL STATEMENTS AS OF MARCH 31, 2021

(Amounts expressed in thousands of Turkish Lira (TL) unless otherwise indicated)

EXPLANATIONS AND NOTES ON THE UNCONSOLIDATED FINANCIAL STATEMENTS (Continued)

II. EXPLANATIONS AND DISCLOSURES RELATED TO LIABILITIES (Continued)

6. Information on derivative financial liabilities for hedging purposes

There are no derivative financial liabilities for hedging purposes (December 31, 2020: None).

7. Information on Provisions

7.1. Information on provisions related with foreign currency difference of foreign indexed loans

As of March 31, 2021, the Bank has no provision related to foreign currency differences of foreign indexed loans (December 31, 2020: None).

7.2. Information on provisions for non-cash loans that are non-funded and non-transformed into cash

	Current Period	Prior Period(*)
Provisions for Non-cash Loans	5,209	6,339
Total	5,209	6,339

* The expected loss provisions for non-cash loans are included in other provisions in the liabilities with IFRS 9.

7.3.1. Provision for probable losses

None (December 31, 2020: None).

7.3.2. The breakdown of the subsidiary accounts if other provisions exceed 10% of the grand total provisions

Other provisions do not exceed 10% of the total provisions (December 31, 2020: Not exceed).

7.4. Explanations on reserves for employee benefit

The table of current and prior period retirement pay provision is as follows:

	Current Period	Prior Period
Opening Balance, January 1	308	201
Period expenses	16	114
Payments made	-	-
Actuarial Difference	-	(7)
Closing Balance, December 31	324	308

In accordance with the current labour law in Turkey, the Bank is required to pay termination benefits to the personnel who are dismissed from work due to retirement or who are terminated for reasons other than resignation and abuse. These compensations are the 30-day Gross wage for each year of work based on the wage on the date of dismissal. As of March 31, 2021, and December 31, 2020, the ceiling of the provision for employment termination benefits is TL 7,638.96 (full TL) and TL 7,638.96 (full TL).

BANK OF CHINA TURKEY A.Ş.

NOTES TO UNCONSOLIDATED FINANCIAL STATEMENTS AS OF MARCH 31, 2021

(Amounts expressed in thousands of Turkish Lira (TL) unless otherwise indicated)

EXPLANATIONS AND NOTES ON THE UNCONSOLIDATED FINANCIAL STATEMENTS (Continued)

II. EXPLANATIONS AND DISCLOSURES RELATED TO LIABILITIES (Continued)

7. Information on Provisions (Continued)

In the financial statements of March 31, 2021 and December 31, 2020, the Bank calculates the termination indemnity by discounting the annual inflation and interest rate usage. The inflation and interest rates used are as follows:

	Current Period	Prior Period
Inflation Rate	9.24%	9.24%
Interest Rate	13.35%	13.35%

As of March 31, 2021, total provision for employee benefits amounting to TL 8,908 (December 31, 2020: TL 6,635) is composed of TL 801 unused vacation provision (December 31, 2020: TL 580), TL 7,783 bonus provision (December 31, 2020: TL 5,747), TL 324 provision for employee termination benefits (December 31, 2020: 308 TL).

8. Explanations on Tax Liability

As of March 31, 2021, the Bank has current tax liability of TL 14,321 (December 31, 2020: TL 11,487).

The Bank has a corporate tax amount of TL 66,216 (December 31, 2020: TL 53,972) to be paid after the deduction of the prepaid corporate tax of TL 53,972 (December 31, 2020: 44,633) from the corporate tax calculated as TL 12,244 (December 31, 2020: 9,339).

8.1. Information on tax payables

	Current Period	Prior Period
Corporate taxes payable	12,244	9,339
Taxation on securities	-	70
Property tax	7	7
Banking and Insurance Transaction Tax (BITT)	156	156
Taxes on foreign exchange transactions	-	-
Value added taxes payable	101	101
Other	1,611	1,509
Total	14,016	11,182

8.2. Information on premium

	Current Period	Prior Period
Social Security Premiums- Employee	131	130
Social Security Premiums- Employer	148	148
Unemployment Insurance- Employee	9	9
Unemployment Insurance- Employer	17	18
Other	-	-
Total	305	305

8.3. Explanations on deferred tax liabilities

None (December 31, 2020: None).

BANK OF CHINA TURKEY A.Ş.

NOTES TO UNCONSOLIDATED FINANCIAL STATEMENTS AS OF MARCH 31, 2021

(Amounts expressed in thousands of Turkish Lira (TL) unless otherwise indicated)

EXPLANATIONS AND NOTES ON THE UNCONSOLIDATED FINANCIAL STATEMENTS (Continued)

II. EXPLANATIONS AND DISCLOSURES RELATED TO LIABILITIES (Continued)

9. Information on liabilities regarding assets held for sale and discontinued operations

None (December 31, 2020: None).

10. Explanations on Subordinated loans

None (December 31, 2020: None).

11. Information on Shareholders' equity

11.1. Paid in Capital

The Bank's paid-in capital is TL 1,051,230 as of March 31, 2021 (December 31, 2020: TL 1,051,230). The capital does not have a share certificate.

11.2. Paid-in capital amount, explanation as to whether the registered share capital system is applied at the bank; if so the amount of registered share capital ceiling

Registered share capital system is not applied.

11.3. Capital increases and sources in the current period and other information based on increased capital shares

None (December 31, 2020: None).

11.4. Information on share capital increases from capital reserves during the current period

None (December 31, 2020: None).

11.5. Information on capital commitments, the purpose and the sources until the end of the fiscal year and the subsequent interim period

None (December 31, 2020: None).

11.6. The effects of anticipations based on the financial figures for prior periods regarding the Bank's income, profitability and liquidity, and possible effects of these future assumptions on the Bank's equity due to uncertainties at these indicators

Forecasts are made taking into account the prior period indicators of the Bank's income, profitability and liquidity and the uncertainties in these indicators, and their estimated effects on equity are prepared by the Finance Department and reported to the top management.

11.7. Information on privileges given to shares representing the capital

None (December 31, 2020: None).

11.8. Information on marketable securities value increase fund

None (December 31, 2020: None).

BANK OF CHINA TURKEY A.Ş.

NOTES TO UNCONSOLIDATED FINANCIAL STATEMENTS AS OF MARCH 31, 2021

(Amounts expressed in thousands of Turkish Lira (TL) unless otherwise indicated)

EXPLANATIONS AND NOTES ON THE UNCONSOLIDATED FINANCIAL STATEMENTS (Continued)

II. EXPLANATIONS AND DISCLOSURES RELATED TO LIABILITIES (Continued)

11. Information on Shareholders' equity (Continued)

11.9. Information on profit distribution

It was decided to distribute unconsolidated net profit of TL 118,941 as of December 31, 2020, in accordance with the General Assembly dated March 30, 2021 as follows: TL 7,783 to be transferred to legal reserves, TL 100,042 to be transferred to undistributed profits and TL 11,116 to be distributed as cash dividend.

11.10. Information on minority interest

None (December 31, 2020: None).

III. EXPLANATIONS AND DISCLOSURES RELATED TO OFF-BALANCE SHEET CONTINGENCIES AND COMMITMENTS

1. Information on off-balance sheet commitments

1.1. Nature and amount of irrevocable loan commitments

None (December 31, 2020: None).

1.2. Possible losses and commitments related to off-balance sheet items, including the ones listed below

1.2.1. Non-cash loans including guarantees, acceptances, financial guarantee and other letters of credits

	Current Period	Prior Period
Guarantees	1,219,776	1,120,291
Bills of Exchange and Acceptances	-	-
Letters of Credit	-	-
Total	1,219,776	1,120,291

1.2.2. Revocable, irrevocable guarantees and other similar commitments and contingencies

	Current Period	Prior Period
Temporary letter of guarantees	172,843	124,966
Revocable letters of guarantee	794	794
Letters of guarantee given in advance	266,658	252,961
Other letter of guarantees	42,860	26,877
Total	483,155	405,598

BANK OF CHINA TURKEY A.Ş.**NOTES TO UNCONSOLIDATED FINANCIAL STATEMENTS
AS OF MARCH 31, 2021**

(Amounts expressed in thousands of Turkish Lira (TL) unless otherwise indicated)

**EXPLANATIONS AND NOTES ON THE UNCONSOLIDATED FINANCIAL STATEMENTS
(Continued)****III. EXPLANATIONS AND DISCLOSURES RELATED TO OFF-BALANCE SHEET
CONTINGENCIES AND COMMITMENTS (Continued)****1. Information on off-balance sheet commitments (Continued)****1.3. Explanation on Non-cash loans****1.3.1. Total amount of non-cash loans**

	Current Period	Prior Period
Non-Cash Loans Given against Cash Loans	1,219,776	1,120,291
With Original Maturity of 1 Year or Less Than 1 Year	-	-
With Original Maturity of More Than 1 Year	1,219,776	1,120,291
Other Non-Cash Loans	483,155	405,598
Total	1,702,931	1,525,889

1.4. Explanation on expected losses for non-cash loans and irrevocable commitments

Current Period	Stage 1	Stage 2	Stage 3	Total
Balances at End of Prior Period	6,339	-	-	6,339
Additions during the Period	5	-	-	5
Disposal	(1,398)	-	-	(1,398)
Sold Credits	-	-	-	-
Deleted from Active	-	-	-	-
Transfer to Stage 1	-	-	-	-
Transfer to Stage 2	-	-	-	-
Transfer to Stage 3	-	-	-	-
Foreign Currency Differences	263	-	-	263
Balances at End of Period	5,209	-	-	5,209

2. Explanations on financial derivatives

It is not prepared in accordance with Article 25 of the Communiqué on Financial Statements and Related Disclosures and Footnotes Announced to Public by Banks.

3. Explanation on credit derivatives and risk exposures due to these credit derivatives

None (December 31, 2020: None).

4. Explanation on contingent liabilities and assets

None (December 31, 2020: None).

5. Information on services in the name and account of others

None (December 31, 2020: None).

BANK OF CHINA TURKEY A.Ş.**NOTES TO UNCONSOLIDATED FINANCIAL STATEMENTS
AS OF MARCH 31, 2021**

(Amounts expressed in thousands of Turkish Lira (TL) unless otherwise indicated)

**EXPLANATIONS AND NOTES ON THE UNCONSOLIDATED FINANCIAL STATEMENTS
(Continued)****IV. EXPLANATIONS AND DISCLOSURES RELATED TO THE INCOME STATEMENT****1. Information on interest income****1.1. Information on interest on loans**

	Current Period		Prior Period	
	TL	FC	TL	FC
Interest Income on Loans				
<i>Short-term Loans</i>	-	-	-	-
<i>Medium/Long-term Loans</i>	6,369	2,656	7,724	2,911
Interest on Loans Under Follow-up	-	-	-	-
Premiums Received from Resource				
Utilization Support Fund	-	-	-	-
Total	6,369	2,656	7,724	2,911

1.2. Information on interest income received from banks

	Current Period		Prior Period	
	TL	FC	TL	FC
The Central Bank of Turkey	245	-	154	-
Domestic Banks	28,813	-	21,988	-
Foreign Banks	-	1	-	8
Branches and Head Office Abroad	-	-	-	-
Total	29,058	1	22,142	8

1.3 Interest received from marketable securities portfolio

	Current Period		Prior Period	
	TL	FC	TL	FC
Financial Assets at Fair Value Through Profit or Loss	-	-	-	-
Financial Assets at Fair Value Through Other Comprehensive Income	-	-	-	-
Financial Assets Measured at Amortized Cost	17,240	-	10,408	-
Total	17,240	-	10,408	-

1.4. Information on interest income received from associates and subsidiaries

None (December 31, 2020: None).

BANK OF CHINA TURKEY A.Ş.**NOTES TO UNCONSOLIDATED FINANCIAL STATEMENTS
AS OF MARCH 31, 2021**

(Amounts expressed in thousands of Turkish Lira (TL) unless otherwise indicated)

**EXPLANATIONS AND NOTES ON THE UNCONSOLIDATED FINANCIAL STATEMENTS
(Continued)****IV. EXPLANATIONS AND DISCLOSURES RELATED TO THE INCOME STATEMENT
(Continued)****2. Information on Interest Expense****2.1. Information on interest on funds borrowed**

	Current Period		Prior Period	
	TL	FC	TL	FC
Banks	-	221	-	453
TR Central Bank	-	-	-	-
Domestic Banks	-	-	-	-
Foreign Banks	-	221	-	453
Foreign Headquarters and Branches	-	-	-	-
Other Institutions	-	-	-	-
Total	-	221	-	453

2.2. Information on interest expenses to associates and subsidiaries

None (December 31, 2020: None).

2.3. Information on interest expenses to marketable securities

None (December 31, 2020: None).

2.4. Information on interest expense to maturity structure of deposits

Current Period 31.03.2021								
Time Deposit								
Account Name	Demand Deposit	Up to 1 Month	Up to 3 Months	Up to 6 Month	Up to 1 Year	Over 1 Year	Accum. Deposit	Total
Turkish Currency								
Bank Deposits	-	162	-	-	-	-	-	162
Savings Deposits	-	-	-	-	-	-	-	-
Public Deposits	-	-	-	-	-	-	-	-
Commercial Deposits	-	6,873	-	-	-	-	-	6,873
Other Deposits	-	-	-	-	-	-	-	-
7 Day Notice Deposits	-	-	-	-	-	-	-	-
Precious metal deposits	-	-	-	-	-	-	-	-
Total	-	7,035	-	-	-	-	-	7,035
Foreign Currency								
Foreign Currency Account	-	-	-	-	-	-	-	-
Bank Deposits	-	-	-	-	-	-	-	-
7 Day Notice Deposits	-	-	-	-	-	-	-	-
Precious Metal Deposits	-	-	-	-	-	-	-	-
Total	-	-	-	-	-	-	-	-

BANK OF CHINA TURKEY A.Ş.**NOTES TO UNCONSOLIDATED FINANCIAL STATEMENTS
AS OF MARCH 31, 2021**

(Amounts expressed in thousands of Turkish Lira (TL) unless otherwise indicated)

**EXPLANATIONS AND NOTES ON THE UNCONSOLIDATED FINANCIAL STATEMENTS
(Continued)****IV. EXPLANATIONS AND DISCLOSURES RELATED TO THE INCOME STATEMENT
(Continued)****2. Information on Interest Expense (Continued)**

Prior Period 31.12.2020								
Time Deposit								
Account Name	Demand Deposit	Up to 1 Month	Up to 3 Months	Up to 6 Month	Up to 1 Year	Over 1 Year	Accum. Deposit	Total
Turkish Currency								
Bank Deposits	-	-	-	-	-	-	-	-
Savings Deposits	-	-	-	-	-	-	-	-
Public Deposits	-	-	-	-	-	-	-	-
Commercial Deposits	-	3,425	1,008	-	-	-	-	4,433
Other Deposits	-	-	-	-	-	-	-	-
7 Day Notice Deposits	-	-	-	-	-	-	-	-
Precious metal deposits	-	-	-	-	-	-	-	-
Total	-	3,425	1,008	-	-	-	-	4,433
Foreign Currency								
Foreign Currency Account	-	-	-	-	-	-	-	-
Bank Deposits	-	-	-	-	-	-	-	-
7 Day Notice Deposits	-	-	-	-	-	-	-	-
Precious Metal Deposits	-	-	-	-	-	-	-	-
Total	-	-	-	-	-	-	-	-

2.5. Interest expense on lease liabilities

	Current Period	Prior Period
Lease Interest Expenses	230	251
Total	230	251

3. Information on dividend income

None (December 31, 2020: None).

4. Information on net trading income / loss

	Current Period	Prior Period
Income	213,279	105,987
Gains on Capital Market Operations	-	-
Gains on Derivative Financial Instruments	18,523	24,429
Foreign Exchange Gains	194,756	81,558
Loss (-)	219,635	98,630
Losses on Capital Market Operations	-	-
Losses on Derivative Financial Instruments	45,990	40,931
Foreign Exchange Losses	173,645	57,699
Total	(6,356)	7,357

BANK OF CHINA TURKEY A.Ş.

NOTES TO UNCONSOLIDATED FINANCIAL STATEMENTS AS OF MARCH 31, 2021

(Amounts expressed in thousands of Turkish Lira (TL) unless otherwise indicated)

EXPLANATIONS AND NOTES ON THE UNCONSOLIDATED FINANCIAL STATEMENTS (Continued)

IV. EXPLANATIONS AND DISCLOSURES RELATED TO THE INCOME STATEMENT (Continued)

5. Information on other operating income

	Current Period	Prior Period
Adjustment to previous years expenses	-	-
Other	1,694	3
Total	1,694	3

6. Impairment provisions on loans and other receivables

	Current Period	Prior Period
Expected Credit Losses	293	389
12 Month Expected Credit Loss (Stage 1)	293	389
Significant increase in credit risk (Stage 2)	-	-
Non-Performing Loans (Stage 3)	-	-
Marketable Securities Impairment Provision	-	-
Financial Assets at Fair Value Through Profit or Loss	-	-
Financial Assets At Fair Value Through Other Comprehensive Income	-	-
Investments in Associates, Subsidiaries and Held-to-Maturity Securities Value Decrease	-	-
Investments in Associates	-	-
Subsidiaries	-	-
Joint Ventures	-	-
Other	-	-
Total	293	389

7. Information related to other operational expenses

	Current Period	Prior Period
Provision for Employee Termination Benefits	17	22
Provision for Bank's Social Aid Fund Deficit	-	-
Impairment Losses on Tangible Assets	-	-
Depreciation Charges of Tangible Assets	1,026	1,204
Impairment Losses on Intangible Assets	-	-
Impairment losses on goodwill	-	-
Amortization Charges of Intangible Assets	416	625
Impairment Losses on Investment Accounted for under Equity Method	-	-
Impairment of Assets to be Disposed	-	-
Depreciation of Assets to be Disposed	-	-
Impairment of Assets Held for Sale	-	-
Other Operating Expenses	2,392	2,005
<i>Operational Leases Expenses</i>	-	-
<i>Repair and Maintenance Expenses</i>	23	26
<i>Advertisement Expenses</i>	-	-
<i>Other Expenses (*)</i>	2,369	1,979
<i>Losses on Sale of Assets</i>	-	-
Taxes	423	425
Other (**)	2,088	2,069
Total	6,362	6,350

(*) The amount of TL 2,369 in the "Other Expenses" title consists of TL 1,283 IT services expenses, TL 343 outsource services, TL 443 data line service expenses, TL 300 other operating expenses.

(**) The amount of TL 2,088 in the "Other" title consists of TL 1,776 employee benefits provisions, TL 220 auditing services and advisory services, TL 92 operational costs.

BANK OF CHINA TURKEY A.Ş.

NOTES TO UNCONSOLIDATED FINANCIAL STATEMENTS AS OF MARCH 31, 2021

(Amounts expressed in thousands of Turkish Lira (TL) unless otherwise indicated)

EXPLANATIONS AND NOTES ON THE UNCONSOLIDATED FINANCIAL STATEMENTS (Continued)

IV. EXPLANATIONS AND DISCLOSURES RELATED TO THE INCOME STATEMENT (Continued)

8. Information on profit/loss before tax from continued and discontinued operations

As of March 31, 2021, Profit before tax from continued operations is TL 40,310 (March 31, 2020: TL 42,278).

9. Explanations on tax provision for continued and discontinued operations

The tax expense for the Period ended March 31, 2021 is TL 8,077 (March 31, 2020: TL 9,331).

10. Information on profit/loss after tax from continued and discontinued operations

As of March 31, 2021, operating profit after-tax is TL 32,233 (March 31, 2020: TL 32,947).

11. Information on net profit/loss for the Period

Interest income from ordinary banking transactions amounted to TL 55,324 (March 31, 2020: TL 43,193). Interest expenses arising from ordinary banking transactions are TL 7,280 (March 31, 2020: TL 4,898). As of March 31, 2021, operating profit after-tax is TL 32,233 (March 31, 2020: TL 32,947).

There is no profit or loss related to minority shares.

12. Information on the components of other items in the income statement exceeding 10% of the total, or items that comprise at least 20% of the income statement

Other items in the statement of income do not exceed 10% of the statement of income.

V. EXPLANATIONS AND DISCLOSURES ON THE RISK GROUP OF THE BANK

1. Information on the volume of transactions with the Bank's risk group, lending and deposits outstanding at period end and income and expenses in the current period

a) Explanations and disclosures on the risk group of the Bank

March 31, 2021:

Bank's Risk Group (*)	Associates, Subsidiaries and Joint-Ventures		Bank's Direct and Indirect Shareholder		Other Real Persons and Legal Entities in Risk Group	
	Cash (**)	Non-Cash	Cash (**)	Non-Cash	Cash (**)	Non-Cash
Current Period						
Loans and Other Receivables						
Balance at the Beginning of the Period	-	-	75,878	405,598	-	-
Balance at the End of the Period	-	-	62,523	483,155	-	-
Interest and Commission Income Received	-	-	1	9,605	-	-

(*) It is defined in paragraph 2 of Article 49 of the Banking Act No. 5411.

(**) The information in the above table includes the receivables from banks as well as the commissions to be received in the maturity.

BANK OF CHINA TURKEY A.Ş.

NOTES TO UNCONSOLIDATED FINANCIAL STATEMENTS AS OF MARCH 31, 2021

(Amounts expressed in thousands of Turkish Lira (TL) unless otherwise indicated)

EXPLANATIONS AND NOTES ON THE UNCONSOLIDATED FINANCIAL STATEMENTS (Continued)

V. EXPLANATIONS AND DISCLOSURES ON THE RISK GROUP OF THE BANK (Continued)

1. Information on the volume of transactions with the Bank's risk group, lending and deposits outstanding at period end and income and expenses in the current period (Continued)

December 31, 2020:

Bank's Risk Group (*)	Associates, Subsidiaries and Joint-Ventures		Bank's Direct and Indirect Shareholder		Other Real Persons and Legal Entities in Risk Group	
	Cash (**)	Non-Cash	Cash (**)	Non-Cash	Cash (**)	Non-Cash
Prior Period						
Loans and Other Receivables						
Balance at the Beginning of the Period	-	-	8,768	271,883	-	-
Balance at the End of the Period	-	-	75,878	405,598	-	-
Interest and Commission Income Received	-	-	1	8,334	-	-

(*) It is defined in paragraph 2 of Article 49 of the Banking Act No. 5411.

(**) The information in the above table includes the receivables from banks as well as the commissions to be received in the maturity.

b) Information on deposits of the Bank's risk group

Bank's Risk Group (*)	Associates, Subsidiaries and Joint-Ventures		Bank's Direct and Indirect Shareholder		Other Real Persons and Legal Entities in Risk Group	
	Current Period	Prior Period	Current Period	Prior Period	Current Period	Prior Period
Deposit (**)						
Balance at the Beginning of the Period	-	-	74,203	59,423	-	-
Balance at the End of the Period	-	-	83,265	74,203	-	-
Interest Paid	-	-	221	453	-	-

(*) It is defined in article 49, paragraph 2, of Banking Law No.

(**) As of March 31, 2021, the above table consists of the borrowings, foreign banks deposits and the interest paid to them. As of December 31, 2020, there is no deposit accepted by the Bank from the risk group, the balance consists entirely of loans received.

c) Information on forward and option agreements and similar agreements made with Bank's risk group

Bank's Risk Group	Associates, Subsidiaries and Joint-Ventures		Bank's Direct and Indirect Shareholder		Other Real Persons and Legal Entities in Risk Group	
	Current Period	Prior Period	Current Period	Prior Period	Current Period	Prior Period
Financial Assets at Fair Value Through Profit and Loss:						
Balance at the Beginning of the Period	-	-	505,220	564,546	-	-
Balance at the End of the Period	-	-	439,139	505,220	-	-
Total Income/Loss	-	-	(27,467)	(16,502)	-	-
Transactions for Hedging Purposes:						
Balance at the Beginning of the Period	-	-	-	-	-	-
Balance at the End of the Period	-	-	-	-	-	-
Total Income/Loss	-	-	-	-	-	-

BANK OF CHINA TURKEY A.Ş.**NOTES TO UNCONSOLIDATED FINANCIAL STATEMENTS
AS OF MARCH 31, 2021**

(Amounts expressed in thousands of Turkish Lira (TL) unless otherwise indicated)

**EXPLANATIONS AND NOTES ON THE UNCONSOLIDATED FINANCIAL STATEMENTS
(Continued)****V. EXPLANATIONS AND DISCLOSURES ON THE RISK GROUP OF THE BANK (Continued)****1. Information on the volume of transactions with the Bank's risk group, lending and deposits outstanding at period end and income and expenses in the current period (Continued)****d) Information on the benefits provided to the Bank's top management**

As of March 31, 2021, TL 906 (March 31, 2020: TL 719) was paid to the top management of the Bank.

e) Other transactions with the Bank's risk group

As of March 31, 2021, the Bank has no other liabilities to the risk group arising from banking transactions (March 31, 2020: None).

VI. EXPLANATIONS ON THE BANK'S DOMESTIC, FOREIGN, OFF-SHORE BRANCHES OR INVESTMENTS IN ASSOCIATES AND FOREIGN REPRESENTATIVE OFFICES

	Number	Number of Employees	Country of Incorporations	Total Assets	Statutory Share Capital
Domestic Branch	-	43			
Foreign Representation Office					
Foreign Branch					
Off-shore Banking Region Branches					

BANK OF CHINA TURKEY A.Ş.

**NOTES TO UNCONSOLIDATED FINANCIAL STATEMENTS
AS OF MARCH 31, 2021**

(Amounts expressed in thousands of Turkish Lira (TL) unless otherwise indicated)

SECTION SIX

OTHER EXPLANATIONS

I. OTHER EXPLANATIONS ON THE OPERATIONS OF THE BANK

None.

II. EVENTS AFTER THE BALANCE SHEET DATE

In accordance with the Law No. 7316 published in the Official Gazette dated April 22, 2021, starting from the declarations that must be submitted as of July 1, 2021 and to be valid for the taxation period starting from January 1, 2021 the corporate tax rate is 25% for 2021 and 23% for 2022. The corporate tax rate that is used in calculation of corporate and deferred tax calculation is applied as 20% as of March 31, 2021 since the tax rate change is published on April 22, 2021. The application of the determined new tax rates does not have a significant effect on the unconsolidated financial statements as of March 31, 2021.

BANK OF CHINA TURKEY A.Ş.

**NOTES TO UNCONSOLIDATED FINANCIAL STATEMENTS
AS OF MARCH 31, 2021**

(Amounts expressed in thousands of Turkish Lira (TL) unless otherwise indicated)

SECTION SEVEN

EXPLANATIONS ON AUDITOR’S REVIEW REPORT

I. EXPLANATIONS ON AUDITOR’S REVIEW REPORT

The unconsolidated financial statements as of March 31, 2021 have been audited by PwC Bağımsız Denetim ve Serbest Muhasebeci Mali Müşavirlik A.Ş. and the auditor’s review report has been presented prior to the unconsolidated financial statements

II. OTHER FOOTNOTES AND EXPLANATIONS PREPARED BY INDEPENDENT AUDITORS’


None.

BANK OF CHINA TURKEY A.Ş.
STATEMENT REGARDING INTERIM ACTIVITY REPORT AS AT MARCH 31, 2021

This Interim Activity Report of Bank of China Turkey A.Ş. has been prepared in accordance with the Article 10, 13 and 14 of "Regulation on the Procedures and Principles for Accounting Practices and Retention of Documents by Banks" published by Banking Regulation and Supervision Agency and enclosed herewith.


Bin CHEN

Bin CHEN
Chairman of the
Board of Directors


DANG Pengjun

Pengjun DANG
Deputy Chairman of the
Board of Directors and
Chairman of the Audit
Committee


Xiaoyu LIU

Xiaoyu LIU
Member of the
Board of Directors



Ruojie LI
Member of the
Board of Directors and
General Manager



Özgür DALGIÇ
Member of the
Board of Directors and
Member of the Audit
Committee



Dalei DING
Assistant General
Manager



Fang LONG
Head of Financial and
Operational Control
Department

BANK OF CHINA TURKEY A.Ş.

NOTES TO UNCONSOLIDATED FINANCIAL STATEMENTS AS OF MARCH 31, 2021

(Amounts expressed in thousands of Turkish Lira (TL) unless otherwise indicated)

SECTION EIGHT

REMARKS REGARDING INTERIM ACTIVITY REPORT

I. THE INTERIM ACTIVITY REPORT CONTAINING EVALUATIONS OF THE CHAIRMAN OF THE BOARD OF DIRECTORS AND THE GENERAL MANAGER REGARDING INTERIM PERIOD OPERATIONS

A. Summary Information on Bank of China Turkey A.Ş.

The Trade Name of the Bank	Bank of China Turkey Anonim Şirketi
Trade Registry Number	65510-5
Head Office Address	Esentepe Mahallesi Büyükdere Caddesi Tekfen Tower No: 209 Şişli İstanbul
Head Office Telephone Number	(0 212) 260 88 88
Head Office Fax Number	(0 212) 279 88 66
Website	www.bankofchina.com.tr
Electronic mail address	contact@bankofchina.com.tr

B. Shareholding Structure

According to definition of qualified share given by the Banking Law numbered 5411 and to Article 13 of Regulation on Transactions of Banks Subject to Permit and Indirect Shareholding, ratios of the qualified shareholders who hold a stake in the capital of the Bank are as follows:

Name-Surname/Trade Name	Share Amounts	Share Ratios	Paid-up Shares	Unpaid Portion
Bank of China Limited	1,051,229	99.99%	1,051,229	-

C. Members of the Board of Directors and the Audit Committee

Members of the board of directors, members of the audit committee, general manager and assistant general managers of the Bank as of March 31, 2021 are listed below: None of the members of the Board of Directors (including the General Manager) has shareholding in the Bank.

Chairman and Members of the Board of Directors:

Name Surname	Title	Assigned Date	Education
Bin CHEN	Chairman of the Board of Directors	January 10,2017	PHD Degree
Ruojie LI	Member of the Board of Directors and General Manager	January 10,2017	Master Degree
Xiaoyu LIU	Member of the Board of Directors	January 10,2017	Master Degree
Pengjun DANG	Deputy Chairman of the Board of Directors and Chairman of the Audit Committee	January 10,2017	Master Degree
Özgür DALGIÇ	Member of the Board of Directors	January 10,2017	Master Degree

Members of the Audit Committee:

Name Surname	Position	Date of Appointment	Educational Background
Pengjun DANG	Chairman of the Audit Committee	May 4, 2017	Master Degree
Özgür DALGIÇ	The Members of the Audit Committee in charge of Internal Systems	May 4, 2017	Master Degree

Assistant General Managers:

Name Surname	Position	Date of Appointment	Educational Background
Dalei DING	Deputy of General Manager and Assistant General Manager Responsible for Financial Management and Control, Information Technologies , Credit Allocation, Human Resources and Administrative Affairs of the Bank	June,3 2019	Bachelor Degree

BANK OF CHINA TURKEY A.Ş.

NOTES TO UNCONSOLIDATED FINANCIAL STATEMENTS AS OF MARCH 31, 2021

(Amounts expressed in thousands of Turkish Lira (TL) unless otherwise indicated)

I. THE INTERIM ACTIVITY REPORT CONTAINING EVALUATIONS OF THE CHAIRMAN OF THE BOARD OF DIRECTORS AND THE GENERAL MANAGER REGARDING INTERIM PERIOD OPERATIONS (Continued)

D. Information on Branches and Personnel

As of March 31, 2021, Bank of China Turkey A.Ş. has 43 employees and no branch. The Bank runs its operations at its head office (December 31, 2020: 44 employees).

E. Evaluations of the Chairman of the Board of Directors and the General Manager

Bank of China Limited ("Main Shareholder") started its representative operations in Turkey through Bank of China Limited Turkey Representative Office incorporated in 2011. Pursuant to the decision of the Banking Regulation and Supervision Agency ("BRSA") dated May 2, 2016 and numbered 6880, Bank of China Turkey Anonim Şirketi (the "Bank") was granted the permission to incorporate a deposit bank in Turkey. After the incorporation of the Bank by obtaining the incorporation permission from BRSA, the Bank was officially granted permission for operation following the publication of the decision of BRSA dated December 1, 2017 and numbered 7612 on the volume of the Official Gazette dated December 7, 2017 and numbered 30263. With 99.99% shares of the Main Shareholder, the Bank was incorporated with its registration before Istanbul Trade Registry Office on January 10, 2017 and the said matter was announced on the Turkish Trade Registry Gazette dated January 17, 2017 and numbered 9243 together with the Bank's Articles of Association.

Our Bank started its banking operations on May 9, 2018.

Total assets of the Bank as of March 31, 2021 are TL 2,062,331 (December 31, 2020: TL 2,004,474). While our equity amounts to TL 1,612,729 (December 31, 2020: TL 1,591,612) our capital adequacy ratio is at the level of 65.60% (December 31, 2020: 62.71%). As of March 31, 2021, the profit after tax of the Bank for the Period is TL 32,233 (March 31, 2020: TL 32,947). The majority of such profit is the interest income derived from banks placements and loans.

With the support and guidance of our shareholders and Board of Directors, we believe that our Bank will achieve its future goals successfully by prioritizing the customer satisfaction.

II. ECONOMIC DEVELOPMENTS AND BANKING SECTOR OVERVIEW

During the first quarter of 2021, global financial market conditions were relatively stable in terms of monetary policies. However, developments regarding the coronavirus pandemic were monitored closely.

The second quarter in Turkey was a period with third flow concerns on coronavirus outbreak due to rebound on the number of cases. Geopolitical developments slightly remained in the background whereas changes on management of the Economy and monetary policy implementations were prominent on financial markets.

In the first quarter, the capital inflows continued until the replacement of Turkey's central bank governor in March. However, after the replacement financial markets confronted severe outflows and turmoil. Towards the end of the quarter, Turkish Lira depreciated 15% approximately. While monetary policy implementations were tight and in line with market expectations in the first quarter, the replacement raised a concern over next monetary policy steps. Huge selling in equity and bond markets by foreign investors followed this.

As of March, 2021, CPI occurred at 16.19% while PPI was 31.20% y/y. New Economic Program forecasts inflation to occur 8.00% at the end of 2021. New Economic Program also forecasts 2021-year end Current Account Deficit to GDP to occur at -1.9% and estimates GDP growth as 5.8%.

Loan to Deposit ratio of the sector is at 109.03% according to 2021 February BRSA data. Sectors' NPL ratio is at 4.02% while CAR is at 18%. Sectors' total asset size is 6.108 trillion Turkish Lira while deposits size is at 3.45 trillion Turkish Lira.

BANK OF CHINA TURKEY A.Ş.

NOTES TO UNCONSOLIDATED FINANCIAL STATEMENTS AS OF MARCH 31, 2021

(Amounts expressed in thousands of Turkish Lira (TL) unless otherwise indicated)

III. FINANCIAL INFORMATION AND EVALUATIONS REGARDING BANK OF CHINA TURKEY A.Ş.

A. Financial Summary Information Regarding the Interim Period

Total assets of Bank of China Turkey A.Ş. are TL 2,062,331 (December 31, 2020: TL 2,004,474) as of the Period that ended on March 31, 2021. 41% of the assets are composed of Government debt securities measured at amortized cost whereas 17% is loans. The balance sheet's biggest source of funding is the equity.

	31.03.2021	31.12.2020	31.12.2019
Total assets	2,062,331	2,004,474	1,676,970
Cash Assets and Central Bank	68,112	43,398	42,859
Banks	735,224	712,785	677,701
Loans	356,541	589,720	568,012
Government debt securities measured at amortized cost	847,035	614,303	329,421
Other Assets	55,419	44,268	58,977
Total liabilities and equities	2,062,331	2,004,474	1,676,970
Deposits	188,361	204,189	75,685
Provisions	14,117	12,974	40,626
Financial Derivative Liabilities	108,201	79,019	-
Loan Received	83,265	74,203	59,423
Other Liabilities	55,658	42,477	54,801
Shareholders' Equity	1,612,729	1,591,612	1,446,435
Letter of Guarantees	483,155	405,598	271,883
Other Guarantees	1,219,776	1,120,291	973,594
Derivatives	439,139	505,220	564,546

	01.01.2021- 31.03.2021	01.01.2020- 31.03.2020	01.01.2019- 31.03.2019
Net Interest Income	47,814	38,044	57,436
Non-Interest Income	9,801	8,537	586
Trading Income/Loss	(6,356)	7,357	(9,145)
Total Operating Income/(Expense)	51,259	53,938	48,877
Other Total Operating Income/(Expense)	(10,656)	(11,271)	(9,205)
Loan Provisions	293	389	3,507
Net Operating Profit/(loss)	40,310	42,278	36,165
Tax Provision (-)	8,077	9,331	9,420
Net Profit / Loss for the Period	32,233	32,947	26,745

Financial Ratios

	31.03.2021	31.12.2020	31.12.2019
Capital Adequacy Ratio (%)	65.60	62.71	63.32
Equity/ Assets (%)	78.20	79.40	86.25

BANK OF CHINA TURKEY A.Ş.

NOTES TO UNCONSOLIDATED FINANCIAL STATEMENTS AS OF MARCH 31, 2021

(Amounts expressed in thousands of Turkish Lira (TL) unless otherwise indicated)

III. FINANCIAL INFORMATION AND EVALUATIONS REGARDING BANK OF CHINA TURKEY A.Ş. (Continued)

B. Information Regarding Distribution of Profit

The legal reserves are allocated to the first and second reserves in accordance with Turkish Commercial Code (TTK). First legal reserves are allocated as 5% of the profit until the total reserves reach 20% of the paid-in capital. Second legal reserves are allocated as 10% of excess amount on profit distribution which is more than 5% of capital.

The Bank's Ordinary General Assembly Meeting was held on March 31, 2021. At the Ordinary General Assembly Meeting, it was decided to transfer the unconsolidated net profit amounting to 118,941 TL from the activities of 2020, 7,783 TL to general legal reserves, 100,042 TL to undistributed profits as extraordinary reserves and 10% of distributable profit which is 11,116 TL to payables to shareholder's dividend according to BRSA decision. On March 31, 2021, 118,941 TL was transferred to reserve funds and payables to shareholder's dividend accounts.

.....